

How to install your Pennsylvania Fireback.™


Before using your new Pennsylvania Fireback.™

PLEASE READ

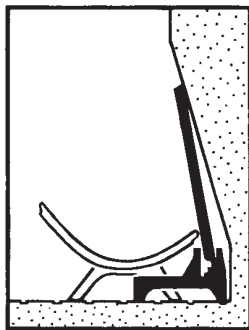
FREE STANDING:

To insure the proper balance when used free standing in a hearth, the bottom of your Fireback must always be closer to you than the top.


To prevent the top of a Fireback from falling forward place bricks or other suitable non-flammable spacers between the back wall and bottom of the Fireback. The spacers should be thick enough to insure that the bottom of the Fireback can not be pushed out of balance.



Free Standing



Saf-T-Boots and Grate



Saf-T-Boots and Gas Logs

SUPPORTED:

A Fireback can be safely supported in a hearth using the Saf-T-Boot™ support system.

In hearths with forward leaning back walls the Saf-T-Boot's™ patented step design enables a Fireback to be supported at a variety of angles.

Saf-T-Boots™ can be used with any grate, andirons, or gas log system.

HANDLE YOUR FIREBACK WITH CARE.

Cast iron is fragile and will crack or break if treated improperly. **Edges and corners can be sharp.**

INSPECT IT:

When you first remove your Fireback from its box, examine it carefully for cracks or other damage. Minor imperfections [sand holes, inclusions, dimensional differences] are inherent in the casting process.

ABOUT THE FINISH:

The fireback has been dipped in a water base paint to prevent rust during transportation.

This finish is not intended for display. Paint bubbles, bare spots and streaks will wear off with use or can be removed with a wire brush or steel wool.

WARNING:

- Do not expose your Fireback to coal fires.
- Do not expose your Fireback to water.
- Do not use with a "Wall of Fire" type grate or lean burning logs up against your fireback.

CURE IT:

A new Fireback must be cured. The gentle process of building several small successive fires will cure the iron for future use. Rapid expansion of uncured cast iron caused by excessive initial heating can cause your Fireback to crack.

MAINTENANCE:

Your Fireback can be cleaned with a wire brush. For a brightly polished, durable, and easy to maintain finish in the hearth, apply stove polish or stove black.

THINK SAFETY FIRST:

Contact your local certified chimney sweep from the National Chimney Sweep Guild to perform a safety check on your chimney and hearth.

All Pennsylvania Firebacks are copyrighted by and are the exclusive designs of J. Del Conner. He reserves all rights pertaining to their reproduction