

**SMALL**  
(1 OF 2)



\*Collar is 3/4 inch wide & appx 16.5" long (including buckle)  
\*It should fit a 10"-13" neck

**1**

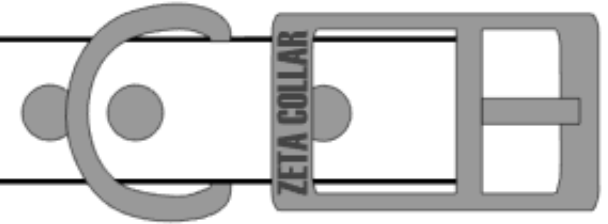
These Exact Replicas will help assure you get the best fit for your dog.

**DO NOT SCALE or FIT TO PAGE**

\*Choose the size you think is best for your dog. Then cut that size out, lay it flat, and tape the coordinating numbers on top of each other (1 on 1, 2 on 2).

**1**

**SMALL**  
(2 OF 2)



**SMALL-MEDIUM**  
(1 OF 2)

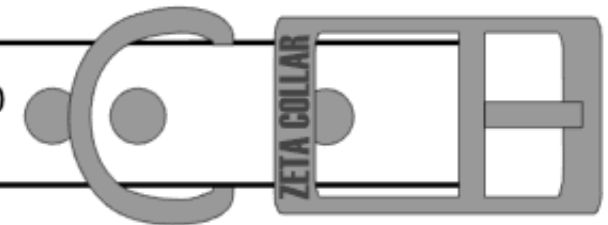


**1**

**1**

**SMALL-MEDIUM**  
(2 OF 2)

\*Collar is 3/4 inch wide & appx 18.5" long (including buckle)  
\*It should fit a 12"-15" neck



**MEDIUM**  
(1 OF 2)

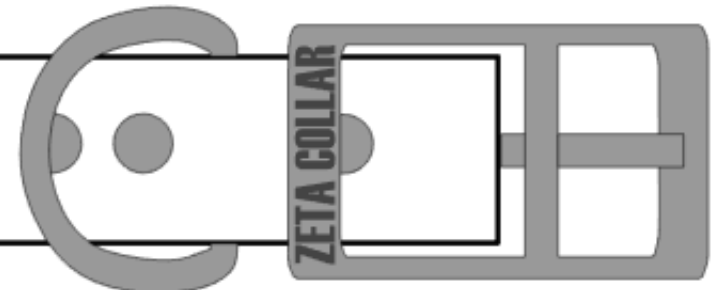


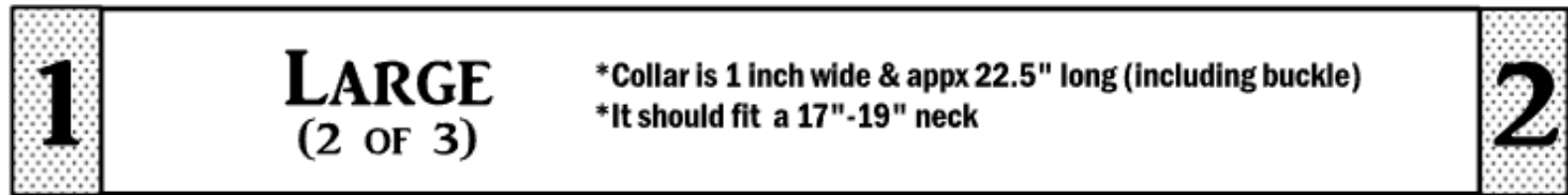
**1**

**1**

**MEDIUM**  
(2 OF 2)

\*Collar is 1 inch wide & appx 20.5" long (including buckle)  
\*It should fit a 14"-17" neck


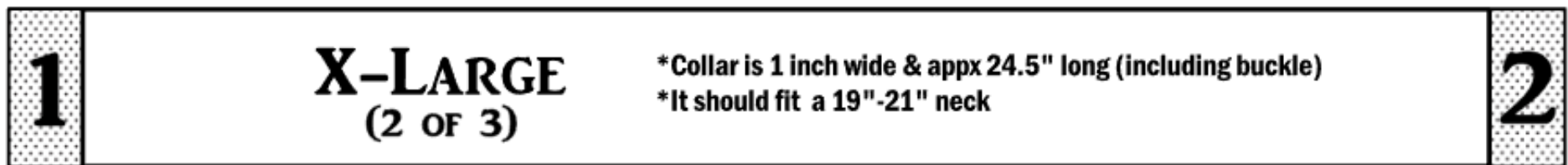
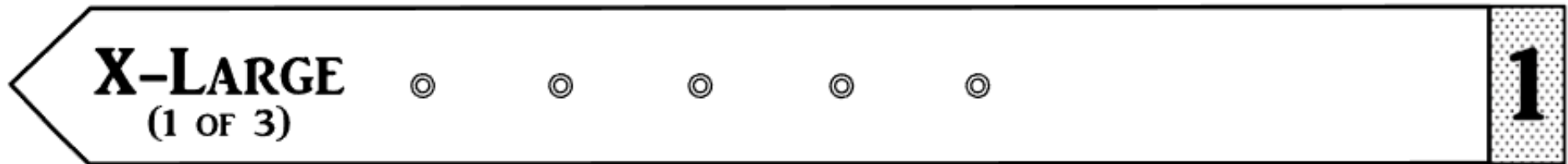
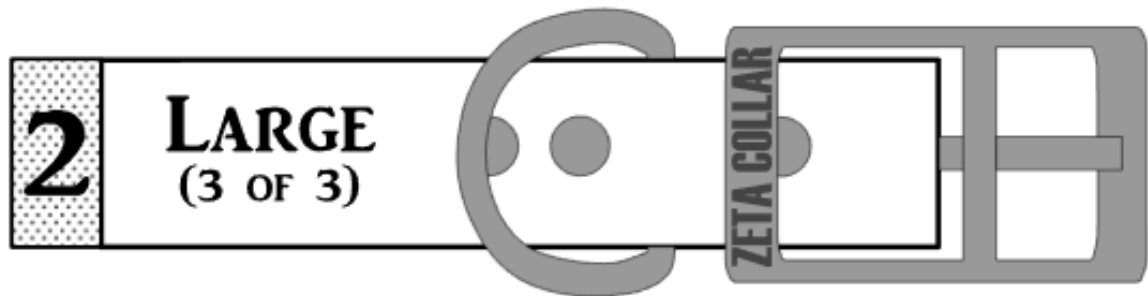




These Zeta Collar Exact Replicas will help assure you get the best fit for your dog.

**DO NOT SCALE or FIT TO PAGE**

\*Choose the size you think is best for your dog. Then cut that size out, lay it flat, and tape the coordinating numbers on top of each other (1 on 1, 2 on 2).



**XX-LARGE**  
(1 OF 3)

**1**

**1**

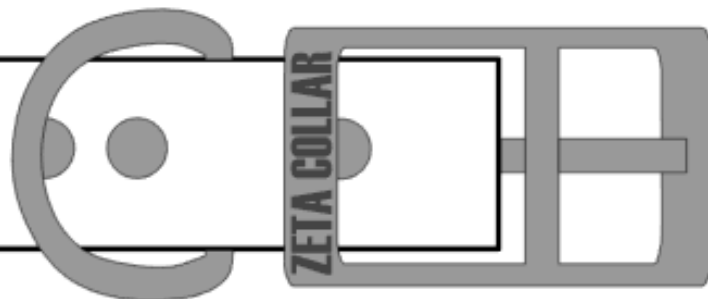
**XX-LARGE**  
(2 OF 3)

\*Collar is 1 inch wide & appx 26.5" long (including buckle)  
\*It should fit a 21"-23" neck

**2**

**2**

**XX-LARGE**  
(3 OF 3)



**XXX-LARGE**  
(1 OF 3)

**1**

**1**

**XXX-LARGE**  
(2 OF 3)

\*Collar is 1 inch wide & appx 28.5" long (including buckle)  
\*It should fit a 23"-25" neck

**2**

**2**

**XXX-LARGE**  
(3 OF 3)

