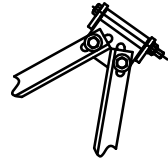
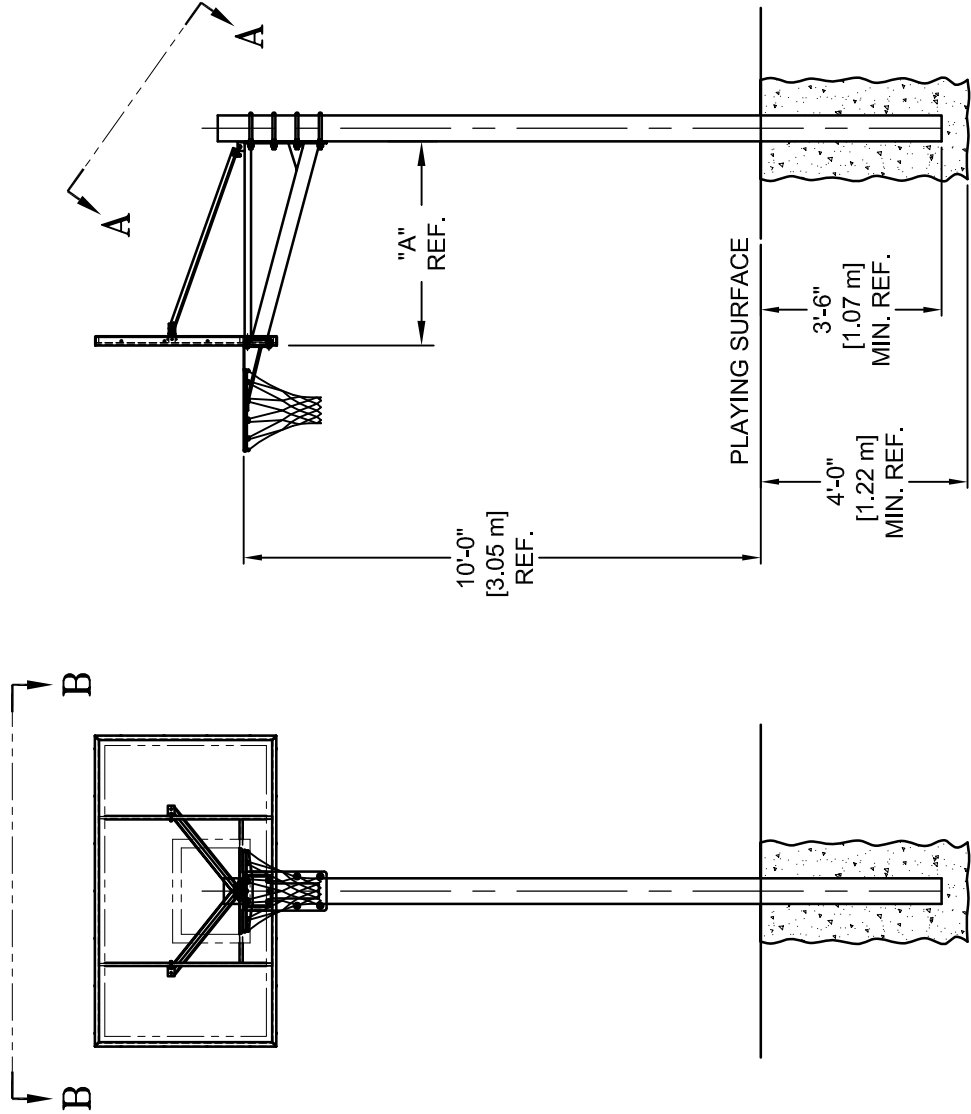


AVAILABLE BACKBOARDS:

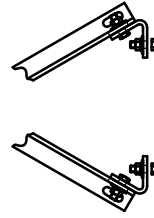
- 42" X 60" GLASS
- 42" X 60" ACRYLIC
- 42" X 60" STEEL
- 42" X 60" PERFORATED STEEL
- 42" X 72" GLASS
- 42" X 72" ACRYLIC
- 42" X 72" POLYCARBONATE
- 42" X 72" STEEL
- 42" X 72" PERFORATED STEEL

OUTDOOR SQUARE POST SYSTEM			
MODEL	EXTENSION Ft. (Meters)	DIM. "A" In. (Meters)	
GP104	4'-0" (1.22M)	47.25" (1.20M)	
GP105	5'-0" (1.52M)	59.25" (1.50M)	
GP106	6'-0" (1.83M)	71.25" (1.81M)	
GP107	7'-0" (2.13M)	83.25" (1.11M)	

NOTE:
DIMENSION "A" IS FROM FACE OF BANK TO EDGE OF POST.



VIEW A - A
SCALE: 4X



VIEW B - B
SCALE: 4X

REVISION		
REV.	DATE	BY
A	12/22/06	WAE
B	05/30/08	RWP
C	08/10/11	REM




Gared Holdings, LLC
9200 E. 146th St. Noblesville, IN 46060

THIS DOCUMENT CONTAINS TRADE SECRET AND OTHER MATERIALS WHICH ARE PROTECTED BY CONFIDENTIALITY NOTICE AND AGREEMENT AND BY COPYRIGHT. ANY USE OR COPYING OF THIS DOCUMENT EXCEPT AS AUTHORIZED BY GARED HOLDINGS, LLC IS STRICTLY PROHIBITED.

6" SQUARE POST OUTDOOR SYSTEM

DRAWN	CONNERLEY	DATE	12/01/03	MATERIAL	N/A
APPROVED	JJC	DATE	12/01/03	FINISH	N/A
FILE LOC. Q:\Final Release\Specifications				DWG. NO.	GP100
SIZE	SCALE	SHT. NO.	PART NO.	REV	
A	NONE	1 OF 1	GP100	B	



MODEL GP100

6" SQUARE POST OUTDOOR BASKETBALL SYSTEM

This unit is designed for use with regulation size aluminum frame glass or steel boards and breakaway or stationary goals. The post shall be 6" square schedule 40 (1/4") wall galvanized tubing. The extension arm is a triangular design using tubing welded to a heavy plate and connected to the vertical post with four 3/4" diameter "U" bolts. Two braces extending from the upper mounting points of the backboard to the vertical post and extension arm provide added rigidity to the system. Unit is powder coated black over the galvanized raw material for extended protection from corrosion.

System is available with a variety of backboards and three extension lengths. See below for appropriate extension, backboard and goal combination.

Model	Extension Arm	Backboard	Goal
GP104S72	48"	1272B Steel	8550 Endurance Fixed
GP104S60	48"	1260B Steel	8550 Endurance Fixed
GP104P72	48"	1272P Perforated Steel	8550 Endurance Fixed
GP104P60	48"	1260P Perforated Steel	8550 Endurance Fixed
GP104G72	48"	BB72G50 Glass	8800 Endurance Breakaway
GP104G60	48"	BB60G38 Glass	8800 Endurance Breakaway
GP104A72	48"	BB72A38 Acrylic	8800 Endurance Breakaway
GP104A60	48"	BB60A38 Acrylic	8800 Endurance Breakaway
GP105S72	60"	1272B Steel	8550 Endurance Fixed
GP105S60	60"	1260B Steel	8550 Endurance Fixed
GP105P72	60"	1272P Perforated Steel	8550 Endurance Fixed
GP105P60	60"	1260P Perforated Steel	8550 Endurance Fixed
GP105G72	60"	BB72G50 Glass	8800 Endurance Breakaway
GP105G60	60"	BB60G38 Glass	8800 Endurance Breakaway
GP105A72	60"	BB72A38 Acrylic	8800 Endurance Breakaway
GP105A60	60"	BB60A38 Acrylic	8800 Endurance Breakaway
GP106S72	72"	1272B Steel	8550 Endurance Fixed
GP106S60	72"	1260B Steel	8550 Endurance Fixed
GP106P72	72"	1272P Perforated Steel	8550 Endurance Fixed
GP106P60	72"	1260P Perforated Steel	8550 Endurance Fixed
GP106G72	72"	BB72G50 Glass	8800 Endurance Breakaway
GP106G60	72"	BB60G38 Glass	8800 Endurance Breakaway
GP106A72	72"	BB72A38 Acrylic	8800 Endurance Breakaway
GP106A60	72"	BB60A38 Acrylic	8800 Endurance Breakaway
GP107P72	84"	BB72P50 Polycarbonate	8800 Endurance Breakaway

Subject to design change and current manufacturing practices.
Revised Sept. 1, 2011 ©2008 Gared Holdings, LLC