

Series 18X Hi-Amp Circuit Breaker

Specifications

Auto (Type 1), Modified (Type 2) & Manual (Type 3) breakers available

Single Pole Thermal Type Breakers

Applications: Typically used in auxiliary and accessory circuits in truck, bus, RVs and marine systems. Others include battery chargers and DC audio systems. Series 181, 184 & 185 are sealed for engine compartment and bilge area applications.

Rating: 25-150A, 30VDC; 42VDC Nom (Series 184 & 185)

Interrupt Rating: 3000A @ 30VDC

Operating Temperature Rating: -40°F (-40°C) to 185°F (85°C)

Storage Temperature Rating: -30°F (-34°C) to 300°F (149°C)

Materials: Black UL 94-V0 thermoset plastic. Thermoplastic elastomer stud insulators are provided on covered units with F-style (surface-mount) bases

Marking: Standard marking includes amp ratings and part numbers. Custom markings also available.

Termination: 1/4-28 threaded studs

Torque Rating: 50 in-lbs (5.6N • m) max



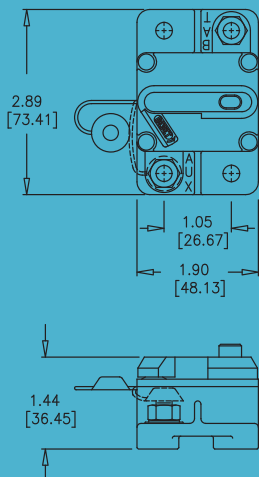
Mounting Torque Rating: Panel or surface-mount options; 50 in-lbs (5.6N • m) max. Threaded insert option has a max torque of 25 in-lbs (2.8N • m).

Ingress Protection Rating: IP67

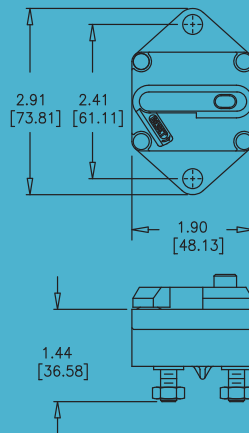
Features / Options: Series 184 & 185 have a unique reset mechanism which provides visual indication of tripped condition. Series 185 also features a push-to-trip option

Dimensions in Inches (mm)

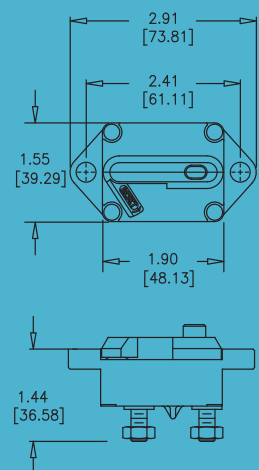
FIREWALL MOUNT



PANEL MOUNT



PANEL MOUNT W/ MOUNTING EARS ROTATED 90°

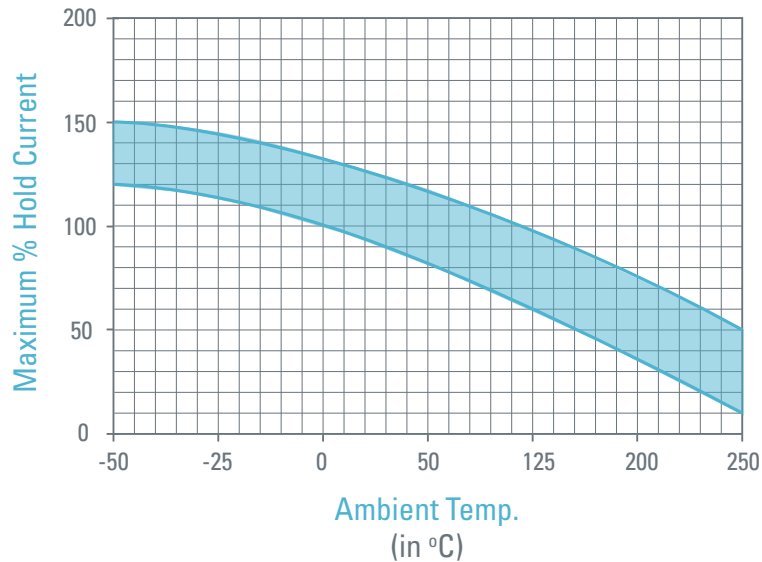


Ordering information

Series	Rating	Mounting	Terminal Hardware	Marking
181 = Type I, 30V 183 = Type I*, 30V 184 = Type III, 42V 185 = Type III-PTT, 42V *183 available in panel mount only (coverless)	025 = 25 amps 030 = 30 amps 035 = 35 amps 040 = 40 amps 050 = 50 amps 060 = 60 amps 070 = 70 amps 080 = 80 amps 090 = 90 amps 100 = 100 amps 110 = 110 amps 120 = 120 amps 135 = 135 amps 150 = 150 amps	F = Surface mount P = Panel mount	00 = Ship w/o nuts 01 = Sems nuts installed 02 = Sems nuts shipped bulk 03 = Stainless Steel Std. nuts & washers installed 04 = Stainless Steel Std. nuts & washers shipped bulk 07 = Flange gasket & Sems nuts installed (Panel Mount Only) 08 = Threaded insert and Sems nuts installed 12 = Stainless steel nuts and lock washers installed 13 = Stainless steel Sems nut installed	0 = Blank cover 1 = Standard Marking; Part Number, Amp Rating 181, 184, 185 Series - Top Surface 183 Series - Side Surface S = Standard Ignition Protected Marking Consult factory for special markings.

Temperature Derating / Time Current Curves

Temperature Derating Curves



Trip Time vs. % Rated Current

