



VENTURE SERIES PARTS MANUAL

Congratulations on the purchase of your Ground Logic, Inc. machine. This product has been carefully designed and manufactured to be a dependable piece of equipment that will provide years of trouble-free operation.

For future reference, place the serial number of the machine and date of purchase below:

Serial Number: _____ Date of Purchase: _____




7



1

8



5,6




4

3

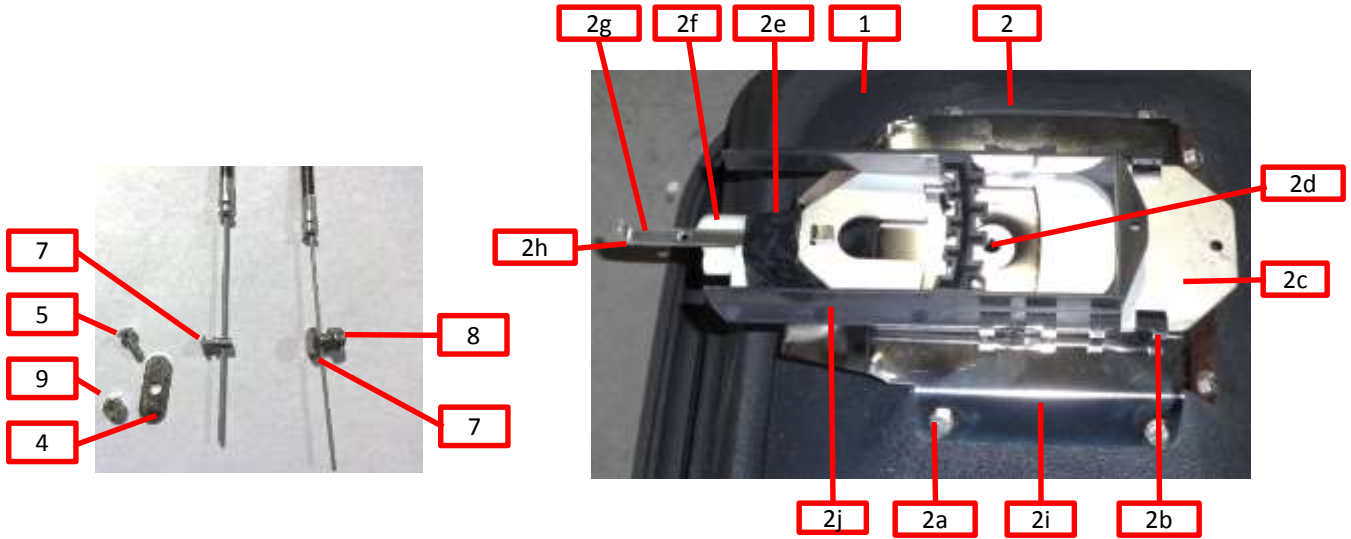
2

9

Item	Part No.	Description	Qty
1	C0604	Engine, Subaru	1
2	C0603	Pulley, engine	1
3	B0210	Key, pulley	1
4	F0691	Engine pulley spacer	1
5	A0194	Washer, 3/8" fender	1
6	A0193	Bolt, 3/8-24 x 3/4	1
7	B0209	Breather tubing	1
8	C0610	Oil drain	1
9	A0192	Square head set screw, 5/16-18 x 1/2	1
10	C0608	V-belt, Engine/Transmission (not shown)	1





Item	Part No.	Description	Qty
1	C0605	Transmission, left side	1
2	C0606	Transmission, right side	1
3	S0607	Transmission support bracket	1
4	D0105	1/2" barb fitting (brass)	2
5	D0104	#4 ORB fitting	2
6	D0107	Expansion tubing, 20"	1
7	D0106	Expansion tubing, 19"	1
8	B0211	Hose clamps	2



Item	Part No.	Description	Qty
1	G0100	120# Hopper (G0164 220# hopper)	1
2	G0104	120# Complete gate assembly (G0172 220# hopper)	1
2a	A0104	Fastener, 1/4-20 x 1/2	6
2b	G0150	Rate gate and diffuser guide	4
2c	G0151	Rate gate	1
2d	G0149	Hopper bushing	1
2e	G0155	Dial mount	1
2f	G0154	Spreader dial	1
2g	G0153	Rate gate linkage	1
2h	G0156	Pine tree clip (not shown)	1
2i	G0198	Hopper bottom plate	1
2j	G0152	Diffuser baffle	1
3	F0179	120# Hopper screen (F0246 220# screen) (not shown)	1
4	G0108	Cable holder plate	1
5	A0102	Fastener, #10-24 x 1/2 socket head cap	1
6	G0109	120# Hopper cover (G0174 220# hopper) (not shown)	1
7	F0165	Hopper gate cable bolt	1
8	A0134	Nut, narrow nylock 1/4-20	1
9	A0103	Nylock nut, #10-24	1

FRONT CASTER GROUP






Install as shown.

Item	Part No.	Description	Qty
1	S0609	Caster arm support	1
2	B0208	Bearing seal	2
3	S0601	Caster fork assembly	2
4	B0212	Bearing, 1" tapered	4
5	B0188	Caster hub caps	2
6	B0206	Washer, Belleville	6
7	A0155	Fastener, 3/4-10 thin nylock	2





Item	Part No.	Description	Qty
1	C0600	Wheel, caster	2
2	C0601	Wheel, drive	2
3	A0143	Lug nuts	8

SPRAY TANK GROUP




Item	Part No.	Description	Qty
1	G0101	Spray tank, 12 gallon	2
2	G0183	PVC tubing, 1/2"	
3	S0611	Spray tank support bracket	1
4	G0166	Heavy duty filter	1
4a	G0193	Filter cap	1
4b	G0194	Filter screen	1
4c	G0195	Strainer gasket	1
5	G0221	Fitting, 1/2 male, 1/2 barb	1
6	F0678	Filter support bracket	1

SPRAY TOGGLE VALVE GROUP






Item	Part No.	Description	Qty
1	G0223	Fitting, 3/4 male, 1/2 barb	1
2	G0218	Direct-o-valve	3
3	G0217	Pressure gauge	1
4	G0224	Nipple, 3/4-3/4	2
5	G0225	Fitting, 1/4 male – 1/4 female, 90 elbow	1
6	G0212	Ball valve for coil hose	1
7	G0216	Pressure relief valve	1
8	G0222	Fitting, 1/2 male – 1/2 barb, 90 elbow	3
9	G0220	Fitting, 3/4 male – 1/2 barb, 90 elbow	1
10	G0121	Direct-o-valve plug	1

SPRAY TANK VALVE GROUP




Item	Part No.	Description	Qty
1	G0139	Fitting, 1/2 male – 3/8 barb, 90 elbow	4
2	B0211	Hose clamp	6
3	G0118	Fitting, 1/2 male – 3/8 barb	4
4	G0163	Valve, spray tank shut-off	4
5	G0184	Nylon T, 1/2 male	2
6	F0680	Valve tie plate	2
7	H0131	Suction/Return label	1

PUMP/GEARMOTOR GROUP


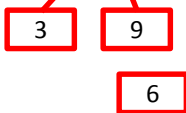


Item	Part No.	Description	Qty
1	G0213	Pump	1
2	F0688	Pump support bracket	1
3	E0118	Gearmotor	1
4	F0687	Gearmotor support bracket	1
5	G0106	Spreader agitator wire	1
6	G0214	Quick release fitting	2
7	G0220	Fitting, 3/4 male – 1/2 barb, 90 elbow	2
8	B0211	Hose clamp	2




Item	Part No.	Description	Qty
1	G0225	Fitting, 1/4M – 1/4F, 90 degree	1
2	A0142	Hex jam nut	1
3	A0156	Hex jam locknut	1
4	A0189	Bolt, spray wand retaining (SHCS, 1/4-20 x 3/4, low profile)	1
5	B0204	Clamp, spray wand loop	1
6	G0170	Spray gun	1
7	G0169	Spray wand nozzle	1
8	G0219	Coil hose	1
9	F0679	Spray wand support bracket	1

FUEL TANK/BATTERY GROUP




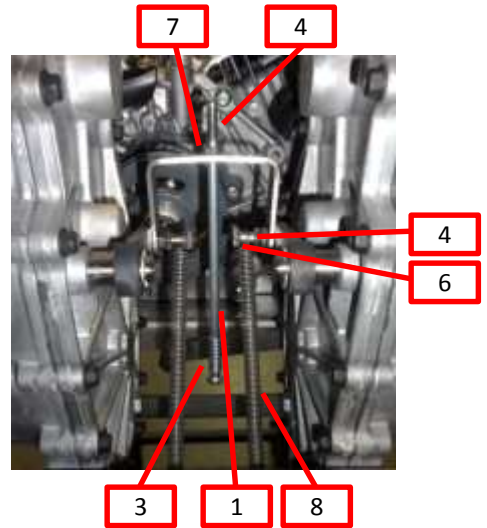

Item	Part No.	Description	Qty
1	C0135	Fuel tank, EPA complete assembly	1
2	C0139	Fuel cap	1
3	B0186	Fuel tank elbow fitting	1
4	C0611	Fuel line	1
5	B0214	Fuel line clamp	
6	E0127	Battery	1
7	B0202	Battery box	1
8	S0608	Battery support plate	1
9	B0142	Fuel tank grommet	1
10	C0155	Slosh valve	1
11	C0156	Slosh valve grommet	1

IDLER ARM GROUP





Item	Part No.	Description	Qty
1	B0199	Idler spring	1
2	A0121	Fastener, 3/8-16 x 1 1/2	1
3	A0124	3/8-16 Nylon nut	1
4	C0117	Small idler pulley	1
5	A0195	3/8 x 3/4 shoulder bolt, alloy	1
6	A0117	5/16-18 nylon nut	1
7	S0627	Idler arm, Venture	1
8	B0105	Idler arm bushing	2

PARK BRAKE GROUP






Item	Part No.	Description	Qty
1	A0190	1/4-28 x 7" bolt	1
2	F0663	U bracket	1
3	B0215	Spring, compression	1
4	A0197	1/4-20 x 1 1/4	2
5	A0134	1/4-20 thin nylock	2
6	A0142	1/4-20 jam nut	4
7	A0156	1/4-28 jam nut	1
8	B0150	Spring, extension	2
9	S0615	Park brake handle	1
10	B0196	Rod end, RH thread	1
11	A0196	Hex thin jam nut, 5/16-24	2
12	B0195	Park brake rod	1
13	B0197	Rod end, LH thread	1
14	S0616	Park brake shaft assembly	1
15	B0205	E-ring, 5/8	2
16	B0198	Park brake rod end	1

MOTION CONTROL LEVER GROUP




Item	Part No.	Description	Qty
1	B0196	Rod end, RH thread	2
2	A0196	5/16-24 hex thin jam nut	2
3	B0194	Control lever rod	2
4	B0197	Rod end, LH thread	2
5	B0189	Control arm grips	2
6	S0603	Control arm, RHS	1
7	S0602	Control arm, LHS	1
8	B0177	Bushing, motion control lever	4
9	F0623	Stationary handlebar	1
10	B0200	E-clip, motion control shaft	2
11	F0669	Motion control center rod	1

CONSOLE PEDESTAL GROUP





Item	Part No.	Description	Qty
1	B0193	Throttle/Choke cable	2
2	E0102	Hourmeter	1
3	E0120	Ignition switch	1
4	E0121	Ignition key	1
5	E0123	On/Off switch for pump & gearbox	2
6	F0641	Console cover plate	1
7	B0190	Park brake control rod	1
8	B0185	Control arm damper	2
9	D0103	Oil overflow tank	1
10	F0655	Fuel tank hold down	1
11	B0203	Stationary handlebar knob	2
12	F0679	Spray wand bracket	1
13	S0616	Park brake shaft assembly	1

FOOTPAN GROUP




Item	Part No.	Description	Qty
1	S0618	Footpan (bumpers not included)	1
2	F0685	Foot pad	1
3	B0170	Grommet, wire	1
4	B0207	Footpan bumper	3
5	E0116	Switch, foot for pump	1
6	E0124	Boot cover for foot switch	1

SPRAY BAR GROUP



Item	Part No.	Description	Qty
1	F0605	Spray bar center section	1
2	F0606	Spray bar end, LHS	1
3	F0608	Spray bar end, RHS	1
4	G0146	Spray nozzle, LH	2
5	G0147	Spray nozzle, RH	2
6	B0172	Spring	2
7	G0130	Nozzle cap	4
8	G0131	Nozzle strainer	4
9	G0132	Nozzle gasket	4
10	G0215	Spray tip, Turbo Teejet	4




Item	Part No.	Description	Qty
1	F0668	Diverter cable holder	1
2	S0613	Diverter shield	1
3	B0146	Diverter collar	1
4	A0132	Accuway cable bolt/nut assembly	1

THIGH PAD GROUP



Item	Part No.	Description	Qty
1	F0514	Thigh pad	1
2	B0217	Velcro for thigh pad	1

WIRING GROUP



Item	Part No.	Description	Qty
1	E0128	Ignition wire harness	1
2	E0129	Pump/Gearmotor wire harness	1
3	E0126	Fuse	2
4	E0125	In-line fuse holder	1
5	E0122	Speed pot	1
6	E0130	Speed pot knob	1
7	E0119	Speed controller	1

LABEL GROUP



Item	Part No.	Description	Qty
1	H0126	Motion control label	1
2	H0129	Warning label	1
3	H0127	Throttle label	1
4	H0128	Choke label	1
5	H0125	Spinner pump label	1
6	H0132	Speed pot label	1
7	H0105	Exposed moving parts label	1
8	HM0103	Made in the USA label	1
9	H0131	Spray tank line label	1
10	H0130	Cable label	1
11	H0109	Muffler and shield label	1
12	H0103	Ground Logic logo label	1