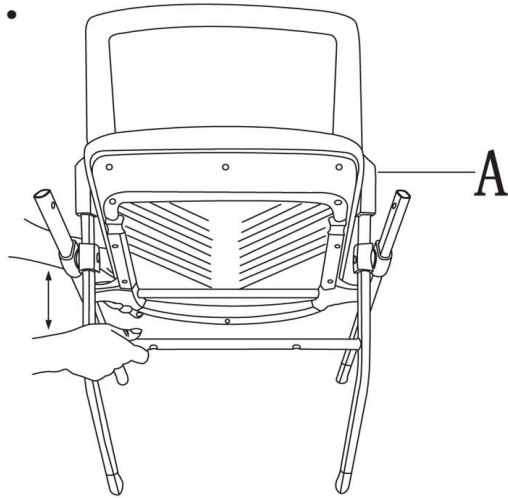


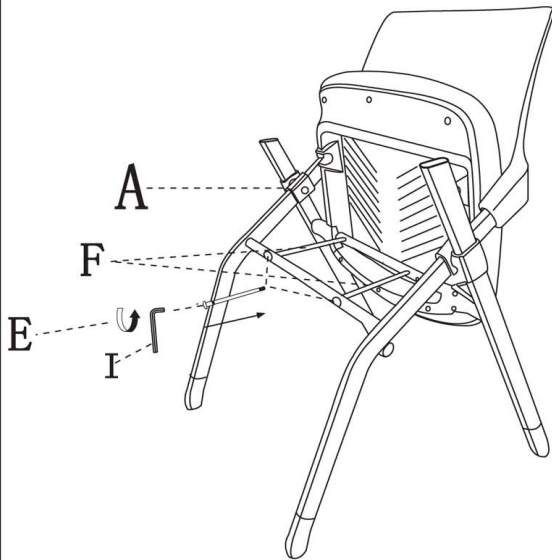
# Y11501 & Y11502 Mesh Flip Seat Chair Instructions

1.



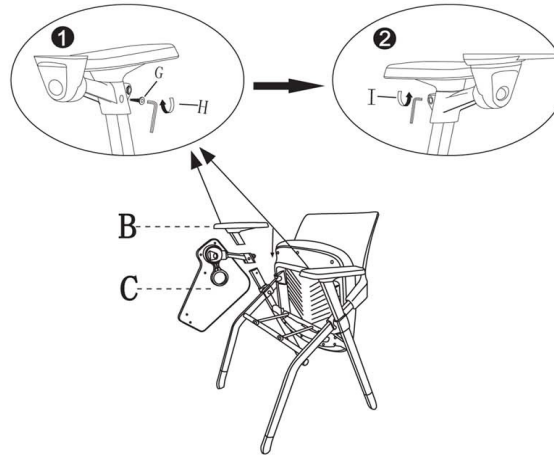
Fold out frame of chair.

2. Insert hardware into frame.

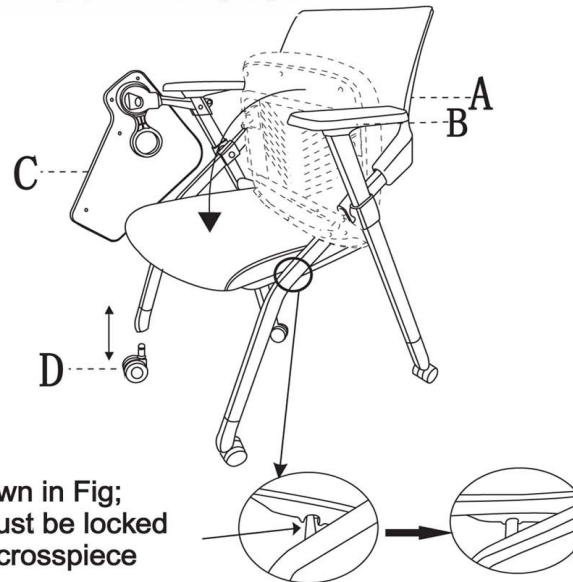


3.

If Y11502 Chair with Tablet Arm was ordered, slide on tablet onto right arm (as you are sitting) before you attach the arm.

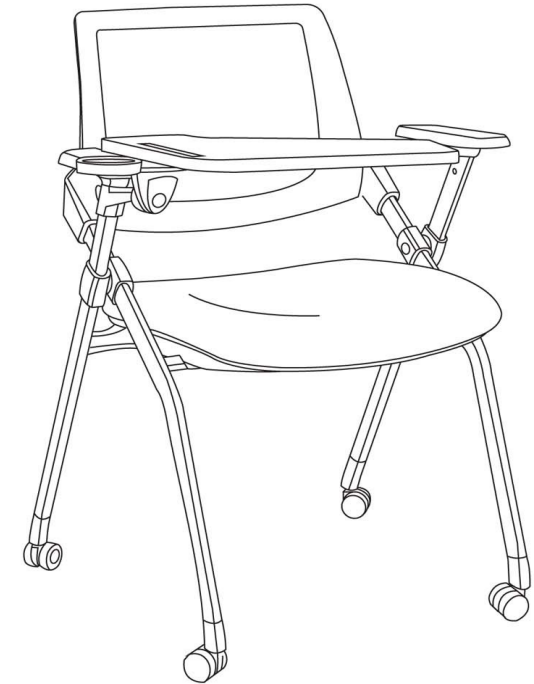







4. Casters pop into the legs by hand.



As shown in Fig; seat must be locked on the crosspiece

X-16



- |  |  |
|--|--|
| <b>E</b>  | <b>F</b>  |
| M6*175MM/2PCS  | Φ15*150MM/2PCS   |
| <b>G</b>  | <b>H</b>  |
| M5*16MM/2PCS   | M3/1PC   |
| <b>I</b>  |  |
| M4/1PC   |  |