

******Drafting Kit Instructions******

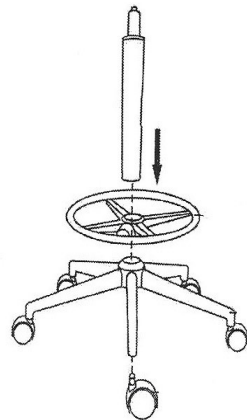
Consists of:

- Tall gas lift
- Foot Ring w/ Tension Knob

You will use the gas lift included with your drafting kit. Please discard of the gas lift that comes in the box with the chair.




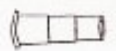


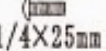

BT-6336 / Stool Kit








Assembly Diagram



******Warning******

Reclining while seated at an elevated height can be a tip hazard. For safety, it is recommended that the forward tilt lock be engaged while at taller seated heights.

A		5
B		1
C		1
D		1
E		1
F		1
G	 1/4×25mm	4
H	 1/4×30mm	4

I	 φ6X20mm	4
J		2
K		4
L		1
M	 1/4×20mm	4
N	 φ6X16mm	4
		1

