

MAINTENANCE AND SANITATION

Equipment Required


- Two (2) 2 1/2 Gallon (9.6L) Household Pails
- One (1) Roll of Paper Towels
- One (1) Small Container of Household Bleach

Clean In-Place Procedure

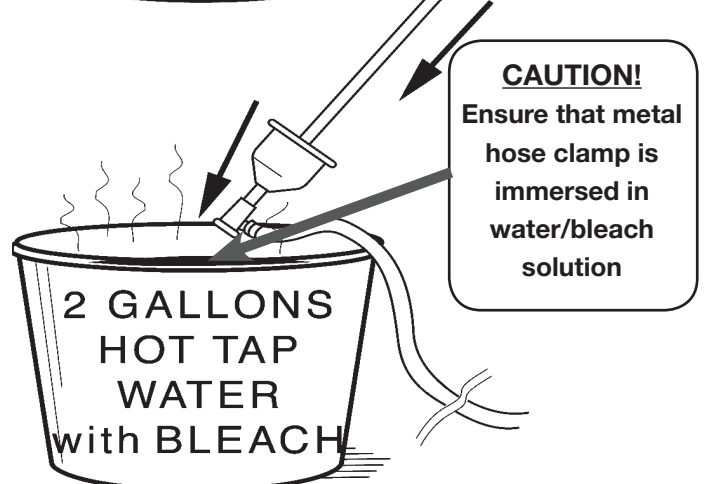

- Using the on/off switch on the front of the enclosure, turn Bottled Water Dispensing System off by putting the switch in the off position.
- Fill a clean pail (A) with two (2) gallons of hot tap water (135°F/57.2°C), adding one (1) ounce of household bleach.
- Remove the suction wand from the pure water bottle and submerge the bottle cap end into pail (A), taking care to ensure that the metal hose clamp connecting the hose to the suction wand(s) is/are totally immersed in the water/bleach solution, for ten minutes and then wash underside of cap and suction tube exterior with a clean paper towel. If using the optional Flojet faucet, disconnect the tubing. Remove the faucet, immersing it in the water/bleach solution for ten minutes. Wash the faucet exterior with clean paper towel; install the faucet and reconnect the tubing. Place suction wand into clean empty pail (B) and dispose of solution in pail (A).
- Refill the cleaned pail (A) with two (2) gallons of hot tap water (135°F/57.2°C) adding one (1) ounce of household bleach and place suction wand(s) into pail with bottle cap up.
- Disconnect the discharge tube from the faucet or the refrigerator and place into the empty second pail (B). (Do not use pail with clean water and chlorine solution).
- Turn dispensing system on, by placing on/off switch in the on position and dispense all of the chlorine solution into pail (B). Place discharge tube into pail (A) and dispose of bleach, and rinse pail (B). Replace tube into pail (B).
- Refill pail (A) with two (2) gallons of hot tap water (135°F/ 57.2°C), adding one (1) ounce (29.57 mm) of household bleach. Dispense bleach as in step #6.
- Reinstall suction wand(s) into new bottle(s) of pure water and reconnect discharge tube into refrigerator or faucet and dispense 12 to 18 ounces (355 ml to 532 ml) of water, or until bleach taste is removed.
- Cleaning should be performed at least six (6) times per year. System should be cleaned and flushed with fresh water if stagnant for more than 48 hours.

CAUTION

Do not place Bottled Water Dispensing System into a dishwasher as it will cause electrical failure of pump and controls.



CAUTION!
135°F (57.2°C)
Maximum Water
Temperature



CAUTION!
Ensure that metal
hose clamp is
immersed in
water/bleach
solution