

# THE VERSATEE™


## Introducing the VersaTee™ for the Buddipole™

This is a new style of Tee for the Buddipole. It has a number of features that make it unique. First, it's tough. Meant to take more strain than previous models and formulated to resist UV breakdown. Note that there are now three posts on the front of the VersaTee. The RED post is for the hot side, which is fed by the inner conductor of the coax (red lead). The BLACK post is for the ground side of the coax (black lead). The new addition is the post toward the top of the Tee. It has a BLUE knob on it, and it will allow you to 'go vertical' (see sidebar).

The VersaTee fits right onto our standard 8' or 16' Buddipole masts (1/2" NPT, or pipe threads). But note also that there are holes drilled though the body of the VersaTee. If you would like to attach the Tee to a mast of your own which doesn't have a threaded adapter, you can easily do that by buying appropriate U bolts and hardware from a hardware store.

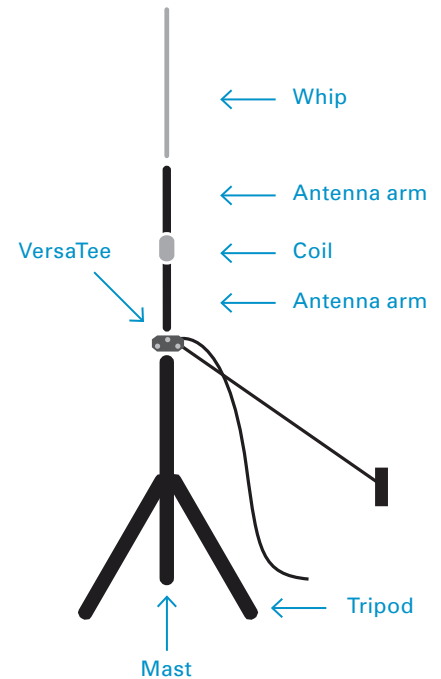
The VersaTee accepts the original RAK (Rotating Arm Kit) arms. New RAK arms are available now, and they have two pegs on one side of them, so they fit into the holes that have been molded into the VersaTee. This new system means that you won't have to crank down hard to keep the arms from slipping: they are positively locked into place.

### VersaTee

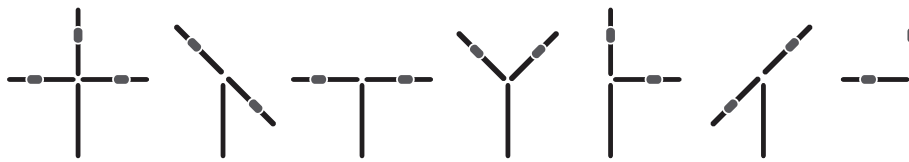


### Buddistick™ for 40 meters with VersaTee

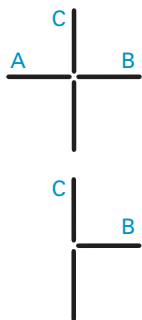
Tap coil from bottom up about 6 turns. Run 31 feet of wire toward the ground, but keep it elevated by about 2 feet at wire end. Tune with an antenna analyzer or a tuner. Wire can be adjusted by winding on a spool, a reel, or on your hand.



### CONFIGURATIONS YOU CAN TRY WITH THE NEW VERSATEE



Feed these configurations with the standard CBP coax section



VERSATEE VHF DIMENSIONS – Ground Plane (jumper red & black posts)			
Bands	Total whip sections out		
6 METERS	A 4	C 6	B 4
VERSATEE VHF DIMENSIONS – L Shape Antenna			
6 METERS	C 5	B 5	
2 METERS	C 2	B 1	