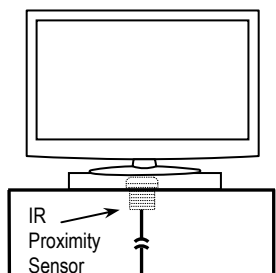


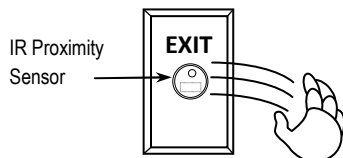
Sample Applications:

Anti-Theft



Place the sensor under a painting or other valuable object. If the object is removed from the sensor, the sensor will trigger an alarm to alert the owner that the item is out of place.

Access Control



Mount the sensor to a wall or plate in a protected area. A user can wave his or her hand in front of the sensor to unlock an electronic door lock, allowing sanitary, protected egress.

Troubleshooting:

The indicator light is continuously green

- Check that there are no objects in front of the sensor
- Adjust the sensor's range to be shorter (see IR Range and Trigger Time Settings on page 3)
- Check that the power supply's voltage is 12~24 VDC
- Adjust the trigger time setting – a long delay or enabling toggle mode could affect the sensor's operation

The indicator light will not turn green

- Adjust the sensor's range to be longer (see IR Range and Trigger Time Settings on page 3)
- Check that the power supply's voltage is 12~24 VDC


WARRANTY: This SECO-LARM product is warranted against defects in material and workmanship while used in normal service for one (1) year from the date of sale to the original customer. SECO-LARM's obligation is limited to the repair or replacement of any defective part if the unit is returned, transportation prepaid, to SECO-LARM. This Warranty is void if damage is caused by or attributed to acts of God, physical or electrical misuse or abuse, neglect, repair or alteration, improper or abnormal usage, or faulty installation, or if for any other reason SECO-LARM determines that such equipment is not operating properly as a result of causes other than defects in material and workmanship. The sole obligation of SECO-LARM and the purchaser's exclusive remedy, shall be limited to the replacement or repair only, at SECO-LARM's option. In no event shall SECO-LARM be liable for any special, collateral, incidental, or consequential personal or property damage of any kind to the purchaser or anyone else.

NOTICE: The information and specifications printed in this manual are current at the time of publication. However, the SECO-LARM policy is one of continual development and improvement. For this reason, SECO-LARM reserves the right to change specifications without notice. SECO-LARM is also not responsible for misprints or typographical errors. Copyright © 2014 SECO-LARM U.S.A., Inc. All rights reserved. This material may not be reproduced or copied, in whole or in part, without the written permission of SECO-LARM.

SECO-LARM® U.S.A., Inc.

16842 Millikan Avenue, Irvine, CA 92606
Phone: (949) 261-2999 | (800) 662-0800

Website: www.seco-larm.com
Email: sales@seco-larm.com

 PITSW2
MICS-PD115-PAQ_1405.docx
Order Part # 763-181%

SECO-LARM U.S.A., Inc.



CS-PD115-PAQ IR Proximity Sensor

Manual



- Triggers a warning or locking device when the sensor is triggered
- Form C relay output (1A@30VDC)
- Adjustable output time (1~20 s) or toggle mode
- Adjustable sensing range 2"~6" (5~15 cm)
- 12~24 VDC Operation
- Front panel IP65 protection for outdoor use

SECO-LARM® **SLI**



Introduction:

The ENFORCER IR Proximity Sensor is a compact sensor that can be programmed to trigger an alarm when an object (such as a valuable possession) is removed from the sensing area or unlock an electronic door lock when an object (such as a hand) is passed in front of the sensor. This flexibility makes the sensor ideal for both anti-theft and access control applications.

- Anti-theft: Place the sensor under a painting or other valuable object. If the object is removed from the sensor, the sensor will trigger an alarm to alert the owner that the item is out of place.
- Access control: Mount the sensor to a wall or plate in a protected area. A user can wave his or her hand in front of the sensor to unlock an electric lock, allowing sanitary, protected egress.

Features:

- Small size allows for a wide range of applications
- Place the sensor behind a painting or under another valuable object for use as an anti-theft measure
- Install the sensor near a door for no-touch egress
- Filters out interference from other infrared sources
- Form C relay output (1A@30VDC)
- Programmable trigger time (1~20 s) or toggle mode
- Programmable sensing range 2"~6" (5~15 cm)
- Front panel IP65 protection for outdoor use

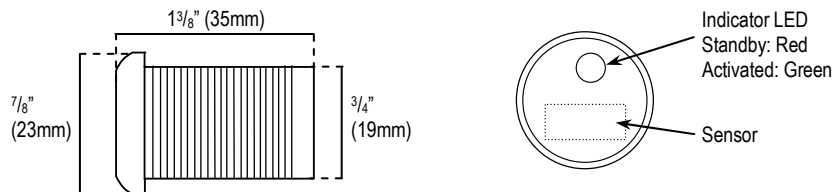
Specifications:

Model	CS-PD115-PAQ	
Type	IR Proximity sensor	
Sensing range	2"~6" (5~15 cm)	
LEDs	Red	Standby
	Green	Triggered
Alarm output	1A@30VDC	
Output time	1~20 s or Toggle	
Operating voltage	12~24 VDC	
Current draw	30mA@12VDC	
Operating life	100,000 Hours or 1,000,000 uses	
Operating temperature	14°~158° F (-10°~70° C)	
Dimensions	1 3/8" x 7/8" x 7/8" (35x23x23 mm)	
Weight	0.35-oz (10g)	

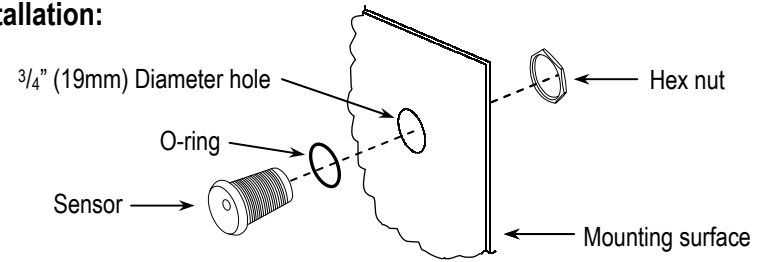
Parts List:

- 1x IR proximity sensor
- 1x Wiring harness
- 1x Hex nut
- 1x O-ring
- 1x Manual

Overview:

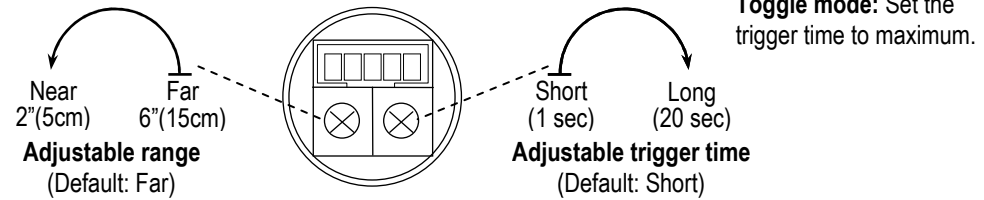


Installation:

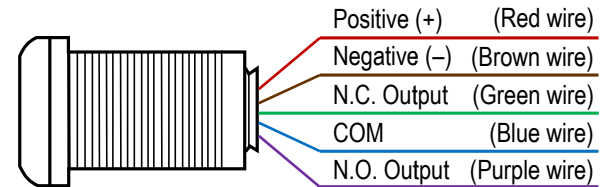


Note: To ensure proper operation, make sure no objects sit or come within 11 3/4" (30cm) (60° to the left and right) of the front of the IR proximity sensor to avoid interference.

IR Range and Trigger Time Settings:

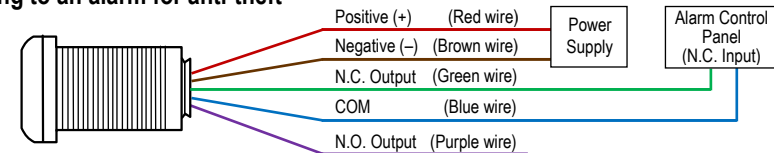


Wiring:



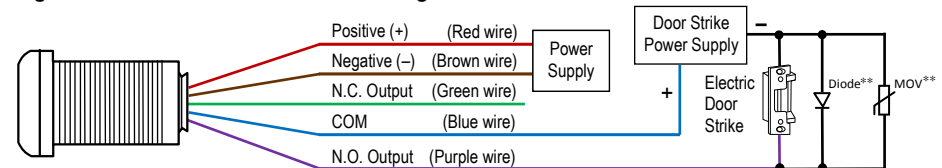
Sample Wiring:

Wiring to an alarm for anti-theft*



*Sensor covered (relay active) in normal state

Wiring to a N.O. door strike for no-touch egress



** Suggest connecting a diode and metal oxide varistor (not included) as close as possible and in parallel with the controlled output device. This absorbs possible electromagnetic interference to prevent damaging the IR proximity sensor.