





Installation Instructions
JLT RAI Intake Kit for 2004-08 5.4L Ford F-150
RAI-FF54-0408

Thank you for purchasing our product. We hope you are satisfied with the look and performance.

ATTENTION: A computer tune specific for this intake is required when installing this kit. Failure to add a tune specific for the JLT intake may result in major engine damage.

*****DO NOT INSTALL KIT AND DRIVE WITHOUT A TUNE! *****


Please review complete instructions prior to installing.

Step#	
1	<p>Verify you have all of the following parts included in the kit: (1) 4"-3.5" 90 degree Rubber Reducing Elbow, (1) JLT Billet MAF housing, (2) MAF screws, (1) 4x12" Oval Air Filter, (1) 056 Clamp, (1) 072 Clamp, (1) PCV hose, (1) JLT heat shield (2) Heat Shield Bolts Optional part: SCT Tuner</p>
2	<p>Gather all of the following tools needed for the installation: 5/16 Nut Driver, 10mm Socket and Ratchet, #20 Torx Driver, and Phillips Head Screwdriver</p>
3	<p>Install Tune for JLT Intake – Refer To instructions included with Tuner.</p>
4	<p>Remove the stock intake from the throttle body to the air box.</p>
5	<p>Remove the stock MAF sensor from the stock air box and install into the JLT MAF housing using the supplied MAF screws.</p> 
6	<p>Install rubber elbow onto end of JLT MAF housing as shown.</p> 
7	<p>Install the JLT filter onto the MAF housing. You want the filter to be installed fully onto the MAF housing. This means it may slightly overlap the MAF sensor. Tighten clamp snug.</p>
8	<p>Install JLT intake onto the throttle body. Remove the stock PCV hose from the valve cover and use the supplied hose to connect the PCV to the JLT.</p>

- 9 Check to see if your upper radiator hose clamp is pointed up. If so, using pliers, rotate to the right to help clear the heat shield. Install JLT heat shield onto your truck using the supplied bolts. Slide it under the filter and into position under the MAF housing just under the MAF sensor area. Use the forward most mounting holes for the stock air box.



- 10 Plug in the MAF sensor and intake install is complete.



This kit includes an S&B Powerstack pre-oiled reusable air filter. The frequency you should clean your filter will depend on your driving conditions. It is recommended to check your filter at every oil change or 3,000 miles. If there is a build up of dirt as thick as the wire mesh, then it's time to clean your filter. As dirt builds up on your filter, the restriction of the airflow also increases. More frequent cleanings will improve your fuel economy and your vehicle's performance.

To properly clean your filter, we recommend the S&B Precision Cleaning & Oiling Kit (located in the Parts Sold Separately Section of our website, www.JLTtruecoldair.com).

For all SCT tuning questions, contact SCT tech at support@sctflash.com, Q&A forums at www.sctflash.com/forum/index.php, or call 407.774.2447, option 5.

Thanks for the business. If you have any questions, please e-mail Jay@JLTtruecoldair.com or call 757-335-1940. Our hours are 8:00am – 5:00pm Monday-Friday Eastern Time.

Warranty: JLT Performance Inc. will repair or replace any part of their product found upon our inspection to be defective in workmanship or material within 1 year from the purchase date for the original purchaser.

Disclaimer: JLT Performance Inc. makes no warranties whatsoever, expressed or implied, oral or written to any purchasers, except the warranty above. JLT Performance Inc. hereby specifically excludes from any implied warranty of merchantability or implied warranty of incidental, secondary, or consequential damages of any kind whatsoever. All purchasers and users of products manufactured by JLT Performance Inc. agree to hold harmless and indemnify JLT Performance Inc. from any and all claims arising from their use. Failure to receive notice of any or the limitations contained in this disclaimer shall not serve to extend liability to JLT Performance Inc. for any claims arising out of use of its products.

Custom Paint Disclaimer: All custom paint jobs are done by JLT Performance Inc. Every job is different and done by hand. By ordering a custom paint job, you accept this fact and cannot hold JLT Performance liable for the end result not being exactly what you had in your mind.

Return Policy: All returns will be subject to a 10%-25% restocking fee. Air Filters will not be accepted for return unless they are in original plastic sealed bag. Please visit www.JLTtruecoldair.com for complete return policy.