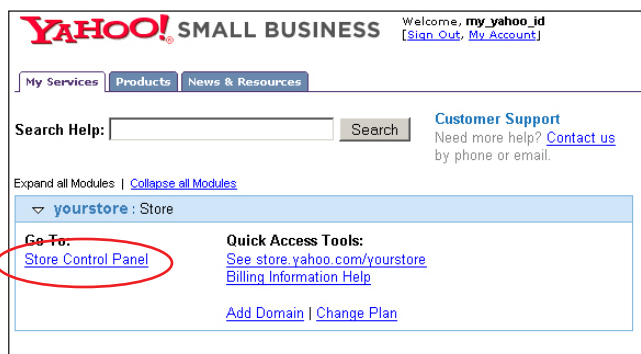
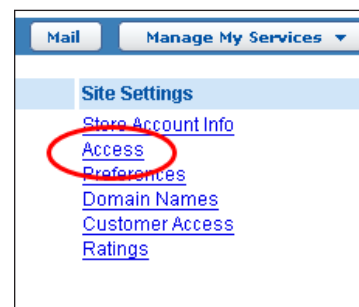


Granting Solid Cactus Access to your Store

1. Visit <http://smallbusiness.yahoo.com/services> and login with your Yahoo! ID and password.
2. Scroll down to find the store you wish to give us access to and click the link for **"Store Control Panel."**



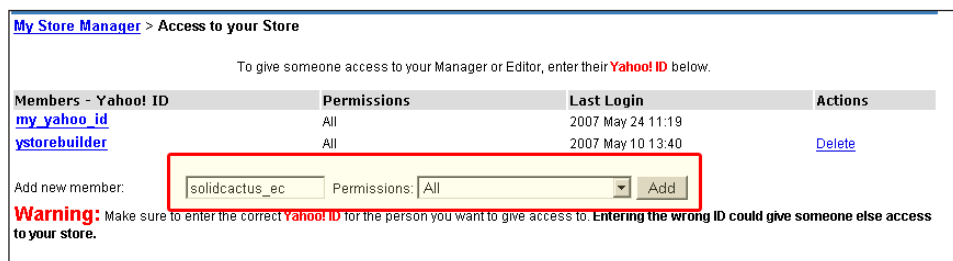
3. On the right side of the page under "Site Settings," click the second link from the top called "Access."



4. If prompted, enter your Yahoo! Security Key.



5. In the "Add New Member" box, type in: **ystorebuilder**
6. Click the Add Button.



7. Confirm you want to grant access by clicking, "Proceed."
8. Repeat steps 5 to 7 to add ID: **solidcactus_ec**
9. Finally, confirm that **ystorebuilder** and **solidcactus_ec** appear in the "Members" area of your Access page. Once this is done, notify your E-Commerce Consultant.

If you need help, please contact your E-Commerce Consultant at 1-888-361-9814.