

Theme *Home bachelorette party – current times*

Mystery Name *The Drink of Death at Skittles' Bachelorette Party*
(8-12 Guests Electronic Version.)

Created by mymysteryparty.com and Dr. Bon

Copyright © 2007 mymysteryparty.com

All rights reserved. Worldwide copyright laws and conventions protect all mymysteryparty.com printed materials. This document may not be reproduced or transmitted in any form or by any means, electronic or mechanical, including photocopying, recording, scanning or by any information storage and retrieval system without express written consent from mymysteryparty.com. The buyer has purchased this as a single use game and is hereby entitled to use these materials for one event only in a private setting. The buyer shall purchase Multi-Use licenses from mymysteryparty.com in the event this game is to be utilized for multiple events in any setting (commercial venue, private home, etc.).

DISCLAIMER: Because we have no control over the application and production of this game, mymysteryparty.com cannot guarantee results and will not be responsible for any personal injury, death and/or loss to participants. No use of this production other than the stated entertainment use is implied or intended. Such use is the sole responsibility of the user. The subject matter contained here is fiction and is intended purely for entertainment. The names and actions carried out by the characters are not intended to represent or imply the behavior of any person, living or dead. Any likenesses to real persons or events are purely coincidental.


TABLE OF CONTENTS







List of Characters.....	2
General Instructions for the Host.....	5
How to Play a Murder Mystery – Guests Instructions.....	7
Optional Pre-game Round.....	8
Round One – Cocktail Hour.....	16
Round Two – Dinner Hour.....	32
Victim Sign.....	37
Murder Mystery Investigation Sheet.....	38+
Forensic Analysis Report.....	52
Round Three - Solution Round with Coffee and Dessert.....	53
Name Tags	60
Menu Suggestions.....	63

Synopsis (This outlines the flow of the party events).

The bachelorette party was planned, the guests were invited and the party got started! Skittles, a famous rap artist, was to be married to Richard Nice, a television commercial producer. Skittles' best friend, Jingles Knightly, hosted an awesome bachelorette party for her. The party got started with a challenging ice-breaker of 'Famous Bachelorette Trivia' questions and the guests mingled while enjoying cocktails and appetizers. A hilarious 'Fabulous Party Dress Challenge' game was played by the guests followed by a scrumptious dinner. While the guests dined, a fun 'Kickin' Party Movie Challenge' game was played by the guests. This got their competitive spirits going as they geared up to play the next fun party game...that is...until a guest dropped dead among them. The guests rallied together to investigate to figure out whodunit! Skittles used her connections to rush a forensic analysis which helped the investigators determine who the murderer might have been. After the investigation, the guests turned in their individual guesses to Jingles Knightly who revealed the individual guesses of whodunit to the group. The guests took a break from the stress and played the 'Planning the Ultimate Bachelorette Party Game.' Then, they sat in a circle and one-by-one, they admitted their involvement in the murder, if any, to the group and to everyone's shock, the murderer confessed! To top off the evening, they played a game of 'Bachelorette Charades' while they waited for the police to arrive. Overall, it was a night to remember!

LIST OF CHARACTERS

CHARACTER NAME AND OCCUPATION	CHARACTER DESCRIPTION	COSTUME SUGGESTIONS
 <p>Jingles Knightly <i>Matron/Maid of Honor & Tambourine Player in a Pop Band</i> REQUIRED Female (HOST)</p>	<p>Jingles, the nosy but rational prankster, is extremely logic-minded with a taste for men. Appearance means everything to this tambourine player as she attends non-stop maintenance appointments for her hair, nails, face, teeth and total body.</p>	<p>Trendy outfit for a female band member.</p>
 <p>Skittles <i>Bride to be & Rap Artist</i> REQUIRED Female</p>	<p>Skittles is a hard-core rap artist but behind the scenes, she is the sweet & innocent girl-next-door! She is perky and incredibly optimistic and always believes those around her are generally good-natured. She is to be married to a charming television commercial producer, Richard S. Nice.</p>	<p>Any wild and crazy outfit suitable for a rap artist. Gold tooth grille as an optional prop.</p>
 <p>Krista Bawl <i>Bridesmaid & Fortune Teller</i> REQUIRED Female</p>	<p>Krista Bawl is a fortune teller that is completely void of emotion. She's been this way since she was about 8 years old when she started black-mailing her neighbor for having an affair on his wife. Some find Krista Bawl socially awkward but her uncanny predictions about the future are always dead on!</p>	<p>Fortune teller or gypsy costume. A crystal ball (real or fake) as a prop.</p>
 <p>Mrs. Ima Richer <i>Wealthy Cousin of the Bride</i> REQUIRED Female</p>	<p>Mrs. Ima Richer is the uptight and proper cousin of the bride with an intense hatred for anything electronic due to her firm belief that human labor is more effective than anything manmade. This is one lady whose bossy attitude seems to overpower those around her...even those not on her payroll!</p>	<p>Designer clothing with fake money coming out of every pocket. Lots of jewelry. Can carry money bags as a prop.</p>
 <p>Gothica Nightshade <i>Bridesmaid & Gothic Artist</i> REQUIRED Female</p>	<p>Gothica is the stereotypical gothic girl most noticeable by her clothes, her appearance and the way she carries herself. She is known for her vanity as she carries a handheld mirror around with her that she frequently uses to admire herself. Some are surprised to find that she's a highly-trained martial artist and a romantic poet.</p>	<p>Black clothing and a black wig (if hair is not black). Gothic makeup and accessories (i.e. black studded collar, etc.) Handheld mirror as a prop.</p>
 <p>Pritee R. Thenu <i>Bridesmaid & Pageant Queen</i> REQUIRED Female</p>	<p>Get a box of tissues ready if you are going to be around Pritee Thenu! This prima donna pageant queen has led one of the most dramatic and emotional lives in her twenty-something years. Her problems with men typically evolve around her self-centered nature and many find her constant plea to give makeovers to those around her to be quite annoying.</p>	<p>Glamorous gown with a tiara and a dozen roses as a prop. Hair should be elegantly styled around the tiara.</p>

CHARACTER NAME AND OCCUPATION		CHARACTER DESCRIPTION	COSTUME SUGGESTIONS
	<p>Hurda Myseff</p> <p><i>Bridesmaid & Extreme Sports Athlete</i></p> <p>REQUIRED Female</p>	<p>This wild and reckless gossip queen just returned from snowboarding down the second highest mountain on earth - K-2 - in China. Hurda's eclectic interests range from knitting beanies to competing in the dual street luge of the Summer X-games. Those around her worry that her competitive and crazy nature might someday land her in the hospital...for good!</p>	<p>Sporty attire with a fake cast on one arm. Can make fake injuries on exposed skin as 'extreme sport's casualties.'</p>
	<p>Constance Kleenhare</p> <p><i>Friend of the Bride & Shampoo Commercial Actress</i></p> <p>REQUIRED Female</p>	<p>This super shampoo model is callously rude to anyone to her inferior, jealous of anyone that is her equal and a shameless kiss-up to anyone who can get her ahead in life. Recently, Constance Kleenhare stopped taking her ADHD medication so it is hard to tell if her petty, jealous and conniving attitude is for real or due to a simple lack of medication.</p>	<p>Trendy outfit for a budding superstar. Or – can wear a towel (with a bathing suit underneath of course) and have shampoo in your hair like you just 'got off the set.'</p>
	<p>Macy Dillard</p> <p><i>Friend of the Bride & Personal Shopper</i></p> <p>Optional Female</p>	<p>Macy Dillard is a personal shopper with a tough, no-nonsense attitude. Known for speaking loudly, she is ultra professional, focused and takes her job extremely seriously. This is one strong-willed lady that will stand up to anyone in her way...especially if you are blocking her from a sales rack at the store.</p>	<p>Very prim and proper yet stylish outfit with perfectly matching accessories. Shopping bags as a prop.</p>
	<p>Lisa N. Tummy</p> <p><i>Bridesmaid & Motivational Speaker</i></p> <p>Optional Female</p>	<p>It is ironic that the timid Lisa Tummy is one of the leading motivational speakers across the country. She's a single woman living with multiple cats and her fear of people sometimes makes her oblivious to her surroundings. She's pure dynamite speaking to a big audience but when a situation calls for social interaction or intuition, she is often lost.</p>	<p>Very unnoticeable clothing (white or nude-colored t-shirt and blue jeans).</p>
	<p>Karen Bouterth</p> <p><i>Friend of the Bride & Environmentalist</i></p> <p>Optional Female</p>	<p>Watch out if you're around Karen Bouterth! This ditzy and accident prone environmentalist has an annoying habit of mimicking everyone! She can also be a danger to those around her and if there's trouble to be found...she'll find it! However, her energy, enthusiasm and loyalty make up for any of her clumsy and irritating shortcomings.</p>	<p>Tank top, cargo shorts/pants with hiking boots.</p>
	<p>Dr. Pearl E. White</p> <p><i>Aunt of the Bride & Cosmetic Dentist</i></p> <p>Optional Female</p>	<p>This cosmetic dentist is a self-proclaimed genius with an appetite rivaling an elephant! Some seem to think this doc's flaky and unreliable, but she's always been there to support her niece Skittles whom she lovingly refers to as her 'nubble-bumpkin.'</p>	<p>Scrubs or lab jacket.</p>

GENERAL INSTRUCTIONS FOR THE HOST

Thank you for purchasing 'The Drink of Death at Skittles' Bachelorette Party' game from mymysteryparty.com! This mystery is a light-hearted and entertaining mystery that allows you and your guests to step into a different character while trying to solve the entertaining and slightly challenging mystery. The party can be a huge success at any Bachelorette Party as long as you and your guests relax and let the mystery unravel during each round.

The party pack (this document) needs to be printed in advance of the party. Cut out the clues and stuff them into envelopes labeled with the appropriate round and character for each round of the party. It is optimal to choose different colored envelopes for each round.

During the Bachelorette Party, your job as the host is to ensure that the envelopes are given to the guests at the appropriate times and most of all – that you and your guests are having a blast!! In certain rounds, there might be a few props you will need to collect in advance and plant at certain places and times during the party. **Make sure to read the host instructions for each round prior to the party** to ensure that you have everything in place for the big day!

This mystery comes with 12 characters. There are 4 optional characters in this mystery. If you do not have

**FULL INSTRUCTIONS ARE AVAILABLE IN
THE PURCHASED GAME 😊**

The... you can elect to do it in any way that you wish. The game rounds are designed as follows.

PRE-GAME: the pre-game clues are to be delivered to each guest before the party or handed to the guests as they arrive. All pre-game clues are optional, do not alter the mystery and are intended to enhance the pre-game build up for the event. These clues are not vital to solving the mystery. In this game, there are also pre-game tasks for the characters to perform. These pre-game tasks are optional and the omission of them does not alter the mystery in any way.

COCKTAIL HOUR / ROUND ONE: Deliver these clues as your guests arrive.

DINNER HOUR / ROUND TWO: Deliver these clues while you serve dinner to your guests.

DESSERT, COFFEE AND THE BIG REVEAL/ SOLUTION ROUND THREE: Deliver these clues with coffee and dessert.

Then, as a finale, the bride-to-be can open the bachelorette party (lingerie) presents!

For further questions, check out our FAQ web page at <http://www.mymysteryparty.com/frasqu.html>

If your question is not listed in our FAQ, contact us at the email addresses below.

Mystery Questions: author@mymysteryparty.com

Web based Questions: support@mymysteryparty.com

HOW TO PLAY A MURDER MYSTERY

Guest Instructions



Professional actors are great for mysteries but do not worry because you do not have to be a good actor – or an actor at all – to play a murder mystery! The only quality that you need to possess is the ability to have a blast!

The mystery party is separated into 3 rounds. During the party, you will be handed a sealed envelope that contains clues for each round. The clues provide everything that you will need to solve the mystery. However, during the investigation segment of the game, you will need to ask the right questions and pay close attention to other guests' clues to be able to get the whole picture of what has happened.

FULL INSTRUCTIONS ARE AVAILABLE IN
THE PURCHASED GAME 😊

From this point forward, you are to remain in character until the mystery is solved. If you are playing 'a green alien from Mars' – then that is who you are until the end! Your host has cast you into a character that fits within your personality. There are some characters designed to be more reserved and some characters should be played more boisterous. Feel free to play your role however you feel comfortable. Feel free to embellish your character's personality if you would like. However, if you are feeling more reserved tonight, you can opt to allow the other characters to approach you or you can simply listen in on others' conversations to get your information. Not everyone needs to or should have the spotlight! So...go and have a blast!

OPTIONAL PRE-GAME ROUND

Host Instructions: Before the party, encourage your guests to view this mystery on the www.mymysteryparty.com as there is a link to the mystery with the

FULL INSTRUCTIONS ARE AVAILABLE IN
THE PURCHASED GAME 😊

The options to contact other party guests with random clues to build pre-game excitement. The exclusion of these 'pre-game tasks' **in no way** will affect the mystery. However, it will lead to extra pre-game enthusiasm! You can send the 'pre-game tasks' with the pre-game clues in any method you choose from the options above.

PRE GAME CLUES: (The following clues can be emailed or cut out and put into sealed envelopes and labeled with the appropriate character and round which is 'Pre-game'.)



Skittles

You are cordially invited to a
Bachelorette Party

for
Skittles

Hosted by: Jingles K...

5555 Margarita Ave
RSVP: 555-14...

Skittles is registered at Simpson's or
Wedding Tackle Store. And...don't be afraid to...

**EACH
CHARACTER
WILL HAVE A
PRE-GAME
CARD IN THE
PURCHASED
GAME**

Remember: your character is the hard-core rap artist with a softer girl-next-door

CHARACTER – MS. GOTHICA NIGHTSHADE

OPTIONAL - for some pre-party fun, you can contact (email, phone, etc.) _____ up to the party:

Contact the guest playing Macy Dillard and tell her that you'd be having a more gothic style of clothing. Tell her you don't see any way she could be _____ is
not an invited guest, disregard this task.

(Contact info : _____)

Contact the guest playing Jingles Knightly and tell her that the bar would mind allowing you to share your ideas for your next clothing _____

(Contact info : _____)

Please note: either contacting the guests above or deciding to skip the solve the mystery in anyway. However, contacting other guests will lead other guests to read about the other characters and be prepared for an e _____ ty to e



ROUND ONE – COCKTAIL HOUR

LET'S GET THIS BACHELORETTE PARTY ROCKIN'!

Host Instructions: Round one – cocktail hour begins as the guests arrive. If you did not send out the pre-game clues, hand them out as the guests arrive. Create a Bachelorette Party ambiance by decorating with girly party décor and playing dance music softly in the background. For an added touch, splash some pictures of hunky single celebrities with your décor for some 'eye candy.' Cocktails should be served and the round one envelope should be handed out to each guest. Have non-alcoholic cocktails available for guests that do not drink alcohol. _____ descriptions

FULL INSTRUCTIONS ARE AVAILABLE IN
THE PURCHASED GAME 😊

OPTIONAL ACTIVITY AT THE CONCLUSION OF ROUND ONE: The 'Fabulous Party Dress Challenge' Game!

Objective: to be the most fashionable and talented party dress designers at the party!

FULL INSTRUCTIONS ARE AVAILABLE IN THE
PURCHASED GAME 😊

ROUND ONE CLUES ✂ Cut out these clues and stuff into color coded and labeled envelopes. Passing out these envelopes to your guests will begin round one.

SKITTLES- ROUND ONE

USE THE FOLLOWING 'FAMOUS BACHELORETTE' TRIVIA QUESTIONS

Facts: This 28-year old pop star leads the band with a name that is a play on words. One of her group's music videos featured 'Snoop Dog.'

Who it is: Nicole Scherzinger from the 'Pussycat Dolls'

CLUES TO REVEAL DURING THIS ROUND

During this round, mingle with the other guests to discuss the following:

- Ask Jingles if she heard about Hurda's latest play. He has a 'Richard Nice Fan Club' and is announcing it whenever she is around. Tell her that you always knew she had a crush on him, but it was never reciprocated.
- Ask Gothica Nightshade if she heard about the new album by the artist, 'Lemonade.' Tell her it is not true at all and she should listen to another rap.
- Ask Hurda Myseff why she is on a campaign to get rid of the 'Richard Nice Fan Club'.

PERSONAL INFORMATION (You can conceal these clues from the other guests)

- ☠ Remember that you are playing the sweet & innocent girl next door who has a crush on Richard. You have been friends with Hurda since you two were babies in the same hospital. You have been friends with Hurda since you two were babies in the same hospital. You have been friends with Hurda since you two were babies in the same hospital. You have been friends with Hurda since you two were babies in the same hospital.
- ☠ You have been friends with Hurda since you two were babies in the same hospital. You have been friends with Hurda since you two were babies in the same hospital. You have been friends with Hurda since you two were babies in the same hospital. You have been friends with Hurda since you two were babies in the same hospital.

During the mystery, your character must be honest and not make up any potentially mysterious clues to share any clues that you collect with the other guests.

EACH
CHARACTER
WILL HAVE A
ROUND ONE
CARD IN THE
PURCHASED
GAME

Also, one of this

ated the Richard
ts. Tell her that

another rap

make up raps about

invite list if you had known
ebriety status and you think that
Watch her.

vided to you. You do not, however, have

ROUND TWO – DINNER HOUR

Host Instructions:

In the nearest bathroom, place the following items under the sink - the victim sign (page 37) and non-toxic white face powder / face paint (host supplied) under the sink. If there is not a cabinet under the sink, place it in any location that can be concealed within that bathroom. The murder victim will be instructed in their clue for this round to look for it if there is not a cabinet under the sink.

Pair your guests into teams of 2-3. Facilitate the 'Kickin' Party Movie Challenge' (page 26) game while you serve dinner (optional).

FULL INSTRUCTIONS ARE AVAILABLE IN
THE PURCHASED GAME 😊

Once the victim enters the room, read the sign on his/her chest to the group. Pair the guests into investigative teams - but different combinations than the last challenge. (Pairing of guests is optional, but it adds a layer of collaboration to the mystery as not all guests are given the same clues or may have collected the same clues.) Encourage the paired teams to implement their 'post-murder reveal clues' and share truthful information and opinions that they have gathered. This part of the investigation should take about 15 minutes.

Put the forensic analysis results (page 52) in a sealed envelope. Reveal the results of the forensic analysis

FULL INSTRUCTIONS ARE AVAILABLE
IN THE PURCHASED GAME 😊

Prop list: T

- The victim
 - The Mys
 - The 'Kick
 - White no
 - Answer k
 - The forensic
- 52).

Page

ROUND TWO REQUIRED ACTIVITY

The Kickin' Party Movie Challenge!

Game objective: To be the team that answers correctly the most party-themed movies by reading the brief descriptions!

FULL INSTRUCTIONS ARE AVAILABLE IN
THE PURCHASED GAME 😊

Kickin' Party Movie Challenge Answer Key:

AVAILABLE IN THE PURCHASED GAME 😊

SAMPLE GAME

Kickin' Party Movie Challenge!

Team _____

(Character's Names)

Be the first to correctly guess what 'party-related' movie is being described. Fill in your answer in the appropriate blank.

Available in
the purchased
game

1. _____

2. _____

3. _____

4. _____

5. _____

6. _____

7. _____

8. _____

9. _____

10. _____

11. _____

12. _____

ROUND TWO OPTIONAL ACTIVITY

'Planning the Ultimate Bachelorette Party' Game!

Objective: to be the first one to correctly guess the 'bachelorette party planning activity' on your forehead and / or to not be the last one to figure out what 'bachelorette party planning activity' you're wearing on your forehead

FULL INSTRUCTIONS ARE AVAILABLE IN
THE PURCHASED GAME 😊

✂️ **'Planning the Ultimate Bachelorette Party' game. Cut out the squares and affix to your guests foreheads. See the game instructions (page 50 for the rules of the game).**

AVAILABE IN
THE
PURCHASED
GAME

The following is the FORENSIC ANALYSIS for round two. Cut it out and seal it in an envelope for round two.



Forensic Examination Report

Examiner: Dr. Randy Biffith

THE REPORT IS AVAILABLE IN THE
PURCHASED GAME 😊



ROUND THREE— DESSERT, COFFEE AND ‘THE BIG REVEAL’

Host Instructions:

This is the final solution round.

After

FULL INSTRUCTIONS ARE AVAILABLE IN
THE PURCHASED GAME 😊

The
pla

ROUND THREE - OPTIONAL ACTIVITY

THE AWESOME BACHELORETTE PARTY CHARADE CHALLENGE

Game objective: To earn a point by being the player that is first to guess the charade correctly! The winner is Kamikaze shot

FULL INSTRUCTIONS ARE AVAILABLE IN THE
PURCHASED GAME 😊

JINGLES KNIGHTLY– FINAL SOLUTION ROUND THREE – READ FIRST

Make sure to read the host instructions for this round. You collected the Mystery Investigation Sheets at the end of round two and now ask your guests to sit in a circle. Reveal the individual clues to the group. Then, announce to the group that the final solutions will be now be read. One by one in the exact order instructed on the final solution solution round card to the group.

Before you read your final solution, read the following music clue to the group. Give you the band and name of the song:

*As soon as I came out the
Now I'm on the go!
I seen da show w/
I'm jumpin in the crowd*

Answer: The group is 'Da Shop B

Read the following solution to the group:

"I admit it. I was totally angry at Hurda about telling everyone but so what! I had to go! But it wasn't any reason to murder her tire or two...maybe, but not murder her. So, what do you have to do the Janitor's closet slash her boyfriend, slash a murder now? Hmmmm."

IMA RICHER IS NEXT TO READ HER CLUE

EACH
CHARACTER
WILL HAVE A
ROUND
THREE CLUE
CARD IN THE

✂

NAMETAGS



Jingles Knightly
played by:



EACH
CHARACTER
WILL HAVE A
NAME TAG IN
THE
PURCHASED
GAME

MENU SUGGESTIONS

LOVE & CUDDLIN' STUFFED MUSHROOMS

THE BRIDEZILLA SALAD

WEDDING DAY STUFFED CHICKEN

THE CASSEROLE OF HONOR

THE BEST MAN

THE BEAUTIFUL BRIDE CAKE

BACHELORETTE PARTY IN A GLASS

THE MOTHER IN LAW

MENU RECIPES
ARE AVAILABLE
IN THE
PURCHASED
GAME