

# 'AS THE BEADS DROP...MURDER AT THE MARDI GRAS.'

## (8-12 Guest Electronic Teen Version - SAMPLE GAME)

Copyright © 2007 Mymysteryparty.com All rights reserved. Worldwide copyright laws and conventions protect all mymysteryparty.com printed materials. This document may not be reproduced or transmitted in any form or by any means, electronic or mechanical, including photocopying, recording, scanning or by any information storage and retrieval system without express written consent from Mymysteryparty.com. The buyer has purchased this as a single use game and is hereby entitled to use these materials for one event only in a private setting. Multi-Use licenses shall be purchased from mymysteryparty.com by the buyer in the event this game is intended to be utilized for multiple events in private, commercial and / or public settings. **DISCLAIMER:** Because we have no control over the application and production of this game, Mymysteryparty.com cannot guarantee results and will not be responsible for any personal injury, death and/or loss to participants. No use of this production other than the stated entertainment use is implied or intended. Such use is the sole responsibility of the user. The subject matter contained here is fiction and is intended purely for entertainment. The names and actions carried out by the characters are not intended to represent or imply the behavior of any person, living or dead. Any likenesses to real persons or events are purely coincidental.







### MURDEROUS TABLE OF CONTENTS







List of Characters.....	2
Mardi Gras Dictionary.....	4
General Instructions for the Host.....	6
How to Play a Murder Mystery – Guests Instructions.....	7
Optional Pre-game Round.....	8
Round One – Appetizer Hour.....	12
Round Two – Dinner Hour.....	19
Victim Sign.....	29
Murder Weapon for the Victim.....	30
Murder Mystery Investigation Sheets.....	31+
Fingerprint Analysis Report.....	43
Round Three - Solution Round with Hot Cocoa & Dessert.....	43
Name Tags .....	49
Menu Suggestions.....	51
Additional Bonus Games.....	53+

### SYNOPSIS (THIS OUTLINES THE FLOW OF THE PARTY EVENTS).

By tradition, Madeline Broussard hosted a Royal Court Party for the Krewe of Pantheon, a long standing Carnival organization in New Orleans, Louisiana. The guests hit the scene in outrageous Mardi Gras fashion and enjoyed a relaxing appetizer hour full of challenging trivia and hilarious dance contests. With the exception of a few scuffles between catty guests, the party was entirely divine! Madeline Broussard got the party rolling by serving a delicious meal as she hosted an entertaining Fantastic Movie Challenge. The great food mixed with fun challenges got the guests into an enjoyable, competitive state of mind. Then, the party guests were completely shocked when somebody was murdered! To minimize negative media attention, the guests avoided calling the police immediately so they could figure out whodunit! So the frantic murder investigation ensued. Following intense interrogations and analyses, each guest accused who they believed the murderer was other over a delectable dessert and hot cocoa. Finally, seeing no other option... the murderer confessed! While waiting on the police to arrive, the guests overtook a hilarious Mardi Gras charade challenge followed by a few other exciting party games such as the *What Mardi Gras Thing am I* game, *Balloon Blower Challenge*, the *Bubble Walk Test*, and the *How do you do? Hey, I know you* game to cap off the night's excitement!

# LIST OF CHARACTERS - FOR THE HOST'S EYES ONLY

CHARACTER NAME AND OCCUPATION	CHARACTER DESCRIPTION	COSTUME SUGGESTIONS
 <p><b>Madeline Broussard</b> <i>Beauty Salon Owner and Mardi Gras Queen, Krewe of Pantheon</i></p> <p><b>REQUIRED</b> Female</p>	<p>Madeline Broussard is the one Krewe member that you can always count on to keep her promises! A hair stylist by trade, she is extremely outgoing and quite talkative! Because she is such a <i>ray of sunshine</i> in everyone's day, her beauty salon appointment calendar is booked solid for months! Sometimes, her clients book an appointment just to go for coffee and beignets in the French Quarter!</p>	<p>Semi formal party attire with a tiara/Queen's Crown. A feather mask as an optional prop.</p>
 <p><b>Marc Boudreaux</b> <i>Fisherman and Mardi Gras King, Krewe of Pantheon</i></p> <p><b>REQUIRED</b> Male</p>	<p>Sometimes referred to as '<i>Captain Dictator</i>,' Marc Boudreaux is not known for having compassion for people. On his fishing boat, he struggles with an inability to work with others and often has a hard time getting control of his emotions! So why was he voted the Mardi Gras King this year? Good question! But there's at least one person that can take what this miserly grouch dishes out - that's his long-time girlfriend, Jeanne Trudeau.</p>	<p>Semi formal party attire with a King's Crown. An optional Mardi Gras mask as a prop.</p>
 <p><b>Remy Castille</b> <i>Lawyer and Mardi Gras Maid, Krewe of Pantheon</i></p> <p><b>REQUIRED</b> Female</p>	<p>On the surface, the thoughtful Remy Castille appears to be a patient attorney who cares tremendously about doing an excellent job for her clients. However, those closest to this attorney know that she would rather tell a lie...<i>even when the truth is better!</i> Deceit is Remy's middle name!</p>	<p>Semi formal party attire - Mardi Gras colors (purple, gold &amp;/or green). A feather mask as an optional prop.</p>
 <p><b>Sabine Doriocourt</b> <i>Physician's Assistant and Mardi Gras Maid, Krewe of Pantheon</i></p> <p><b>REQUIRED</b> Female</p>	<p>Sabine Doriocourt - the extremely compassionate perfectionist - is the one that you'll hear as you walk into the local hospital emergency room. She is the loud-talking, super energetic physician's assistant with an altered ego that's quite unfriendly and nearly hostile. You never know who you'll be talking when you see Sabine...just keep your fingers crossed it's her good side.</p>	<p>Semi formal party attire - Mardi Gras colors (purple, gold &amp;/or green). A feather mask as an optional prop.</p>
 <p><b>Sebastienne Thibodeaux</b> <i>Owner of the Bourbon Street 'Cajun Cavern' and Member of the Board of Directors, Krewe of Pantheon</i></p> <p><b>REQUIRED</b> Male</p>	<p>Known for his extremely high IQ, Sebastienne Thibodeaux is the quirky owner of the Bourbon Street hot spot - <i>Cajun Cavern</i>. Sebastienne always gets what he wants as when he sets his mind to something...he's more than persistent until it is done. Sebastienne's very creative and imaginable with wide ranging interests but is <i>extremely</i> resistant to change. Sebastienne does have a quite irritating habit of snapping his teeth when he gets angry and the group wishes he would stop doing it!</p>	<p>Semi formal party attire (i.e. a suit with a Mardi Gras themed tie.) An optional Mardi Gras mask as a prop.</p>
 <p><b>Jeanne Trudeau</b> <i>Swamp Tour Owner and Member of the Board of Directors, Krewe of Pantheon</i></p> <p><b>REQUIRED</b> Female</p>	<p>Jeanne Trudeau is the fun-loving prankster of the group with a great sense of humor. However, this Krewe member is inconsistent and entirely unpredictable as her 'altered ego' is quite neurotic and moody on occasion. But tourists absolutely rave about her awesome bayou swamp tours! She is the long time sweetheart of Marc Boudreaux.</p>	<p>Semi formal party attire - Mardi Gras colors (purple, gold &amp;/or green). A feather mask as an optional prop. A pad of post-it notes and a pen as optional props.</p>

	<p><b>Vincent Chauvin</b></p> <p><i>High School Football Coach and Royal Court Jester, Krewe of Pantheon</i></p> <p><b>REQUIRED</b> Male</p>	<p>If you need something done fast then you go and see the modern day superhero - Vincent Chauvin! If you've got the time, he'll tell you stories of his past where he has fought off lions, saved children from burning buildings and even lifted a car off of a lady!. Vincent is the one who can get things done and doesn't hesitate to face difficulty in spite of fear. With that said...don't let his arrogance or ego-centric attitude offend you!</p>	<p>Jester's costume or semi formal party attire with a jester's hat.</p>
	<p><b>Toussaint Le Breton</b></p> <p><i>New Orleans City Manager</i></p> <p><b>REQUIRED</b> Male</p>	<p>Toussaint Le Breton is the ultra-conservative and slightly nerdy New Orleans City Manager. He is very straightforward and dedicated to his goals. This is one civil servant who is accountable for his actions and follows through with what he says! However, this City Manager suffers from severe anxiety which can cause him to appear rather impolite and rude at times.</p>	<p>Semi formal party attire - very conservative and slightly nerdy.</p>
	<p><b>Margot Rouquette</b></p> <p><i>New Orleans Angels NFL Cheerleader &amp; Member of the Krewe of Pantheon</i></p> <p>Optional Female</p>	<p>Margot Rouquette is a persistent motivator of the Krewe. Constantly encouraging others and building the spirit of Mardi Gras within the group, she is very receptive and genuinely interested in hearing others' opinions and ideas. People find it funny that Margot would rather sing or chant a cheer than talk! Everyone loves to escape the pressures of the group and hang around Margot for a quick spirit boost and entertainment!</p>	<p>Semi formal party attire - Mardi Gras colors (purple, gold &amp;/or green). A feather mask as an optional prop.</p>
	<p><b>Theodore Fortier</b></p> <p><i>French Quarter Jazz Musician &amp; Member of the Krewe of Pantheon</i></p> <p>Optional Male</p>	<p>Take a stroll down Bourbon Street and you'll soon run into the smooth melodies of Theodore Fortier. This enthusiastic Jazz Musician is all about maintaining the New Orleans tradition! He has a very strong affinity towards people and is eager to please others... especially with his saxophone!</p>	<p>Semi formal party attire. A saxophone (real or fake) as an optional prop. An optional Mardi Gras mask as a prop.</p>
	<p><b>Pierre Gautreaux</b></p> <p><i>French Quarter Mime &amp; Member of the Krewe of Pantheon</i></p> <p>Optional Male</p>	<p>If you're ready for some quiet time and giggles, spend a few moments with the people-pleasing entertainer - Pierre Gautreaux. To those closest to him, he is the most loyal and devoted friend. To his enemies, he is one to be reckoned with as he can be quite malicious behind the scenes!</p>	<p>A derby hat, black and white striped shirt and black pants. Black suspenders and face painted like a mime (optional).</p>
	<p><b>Simone Dubois</b></p> <p><i>Show Girl -Barrah's New Orleans Hotel &amp; Casino &amp; Member of the Krewe of Pantheon</i></p> <p>Optional Female</p>	<p>Simone Dubois is the catty two-faced show girl from Barrah's New Orleans Hotel &amp; Casino. She is known to be quite ill-mannered and argumentative to those around her and most of the Krewe avoids interacting with her. Anything you say...she is certain to take the opposite stance and argue about it. <i>So why is she a member of the Krewe?</i> Her father is the largest financial contributor...so everyone is forced to put up with her attitude.</p>	<p>A show girl costume or semi formal party attire- Mardi Gras colors (purple, gold &amp;/or green). A feather mask or feather headpiece as an optional prop.</p>



# GENERAL INSTRUCTIONS FOR THE HOST

Get ready for a smashing party with your purchase of the **AS THE BEADS DROP... MURDER AT THE MARDI GRAS** game from [mymysteryparty.com](http://mymysteryparty.com)! This party is an entertaining and comical mystery where the players act the roles of hilarious Mardi Gras Krewe personalities while sleuthing the intriguing story line. This is an excellent choice for your next get together during Mardi Gras season!

The party pack (this document) needs to be printed in advance of the party. Cut out the clues and slip them into envelopes labeled with the appropriate round and character for each round of the party. It is optimal to choose different colored envelopes for each round and choose purple, gold and green envelopes for an ultra-Mardi Gras theme!

**THE FULL INSTRUCTIONS ARE INCLUDED IN THE PURCHASED GAME 😊**

The game is organized into three rounds. This is only a suggestion on how to play the mystery, you as the host can elect to do in any way that you wish. The game rounds are designed as follows:

**PRE-GAME STARTER:** these pre-game starters are to be delivered to each guest before the party or give them to the guests as they arrive. All pre-game starters are optional and do not alter the mystery and are intended to enhance the pre-game build up for the event. These starters are not vital to solving the mystery.

**APPETIZER HOUR:** Deliver these clues as your guests arrive.

**DINNER HOUR:** Deliver these clues while you serve dinner to your guests.

**DESSERT, HOT COCOA AND THE BIG REVEAL:** Deliver these clues with hot cocoa and dessert.

**For further** questions, check out our FAQ web page at [www.mymysteryparty.com/frasqu.html](http://www.mymysteryparty.com/frasqu.html)

If your question is not listed in our FAQ, contact us at the email addresses below.

Mystery Questions: <mailto:author@mymysteryparty.com>

Web based Questions: [support@mymysteryparty.com](mailto:support@mymysteryparty.com)

## HELPFUL HINTS ON HOW TO PLAY A MURDER MYSTERY: GUEST INSTRUCTIONS

So you've been assigned a character and you've come to the party dressed in the most fabulous costume and have been told to play your role. So now what?

The mystery is separated into 3 rounds. During the party, you will be handed an envelope that contains the clues necessary for your character for the round. The clues for all of the required characters provide everything that you need to solve the mystery. However, during the investigation segment of the game, you will need to ask the right questions and pay close attention to everyone's clues to be able to get the whole picture of what has happened.

**THE FULL INSTRUCTIONS ARE INCLUDED IN THE PURCHASED GAME 😊**

time discussing issues with other guests. Make sure you speak to all guests in each round. Any guests who you feel might be hiding something...make sure to ask them loads of questions! You will be asked to submit a guess of 'whodunit' and why they did it at the end of round two.

From this point forward, you are to remain in character until the mystery is solved. If you are playing a 'green alien from Mars', then that is who you are until the end! Undoubtedly, your host has cast you into a character that you are comfortable playing. There are some characters that are designed to be played more reserved than other characters that should be played more boisterous. Feel free to play your role however you feel comfortable. Embellish your character's personality if you would like. However, if you are feeling more reserved tonight, you can opt to allow the other characters to approach you or you can simply listen in on others' conversations to get your information.



## OPTIONAL PRE-GAME ROUND

**DIRECTIONS FOR THE HOST:** Before the party, encourage your guests to view this mystery on the [www.mymysteryparty.com](http://www.mymysteryparty.com) website or use the **MY MYSTERY PARTY** invitations as they have the character list and the game synopsis included. This way, before the party, they can get familiar with the other characters that will be at the party.

**THE FULL INSTRUCTIONS ARE INCLUDED IN THE PURCHASED GAME 😊**

- ✦ Print these clues and send them to your guests via snail mail - USPS (suggested method).
- ✦ You can hand these to your guests as they arrive before you give the round one envelopes (last resort method).

**PRE GAME STARTERS:** (The following starters can be emailed or need to be cut out and put into sealed envelopes and labeled with the appropriate character and round.)

**Note to self:**

As the Mardi Gras Queen for the Krewe of Pantheon this year, I wish to host a kick-off celebration at my home for the Royal Court and members of the Krewe. I know we will have an awesome Carnival season and I look forward to having the best Mardi Gras season we has ever seen! It was finalized by the King and Board that the Krewe Members will be un... I understand... work together on this.

Signed - me!

**MADÉLINE BROUSSARD**

Remember: your character is the Mardi Gras Queen of the Krewe of Pantheon and outgoing beauty salon owner.

**EACH CHARACTER WILL HAVE  
A PREGAME STARTER IN THE  
PURCHASED GAME 😊**



## APPETIZER HOUR - IT'S PARTY TIME!

**DIRECTIONS FOR THE HOST:** Round one – appetizer hour begins as the guests arrive. Create a Mardi Gras ambiance with a New Orleans jazz mix CD playing softly, Mardi Gras decor, and a picture slide show of your friends if there is a television in the party room.

Appetizers and appetizers can be served and a round one envelope should be handed to each guest. Make sure the guests' instructions and the character descriptions are available for the guests to review. You can

**THE FULL INSTRUCTIONS ARE INCLUDED IN THE PURCHASED GAME 😊**

make their rounds to speak to everyone and discuss things that they are instructed to discuss as per their clue cards.

**OPTIONAL BUT FUN:** At the conclusion of this round, the 'So You Think You Can Dance' game can be played.

**PROP LIST:** These are props needed for this round. Collect these items in advance and have them ready.

- If the optional dance contest is played, you will need a source of music with a fun New Orleans Jazz song.

## OPTIONAL ACTIVITY AT THE CONCLUSION OF ROUND ONE: SO YOU THINK YOU CAN DANCE CONTEST

INSTRUCTIONS AND GAME  
CARDS INCLUDED IN THE  
PURCHASED GAME 😊

**APPETIZER HOUR CLUES – CUT OUT, SLIP INTO ENVELOPES AND LABEL WITH THE APPROPRIATE ROUND AND CHARACTER ✂**

Madeline Broussard- ROUND ONE

USE THE FOLLOWING MARDI GRAS TRIVIA QUESTIONS AS AN ICE BREAKER

**Question:** What U.S. city was the first to celebrate Mardi Gras in 1703? **Answer:** Mobile Alabama

**Question:** Since Mobile was first, when did Mardi Gras celebrations hit the streets of New Orleans? **Answer:** 1857

CLUES TO REVEAL DURING THIS ROUND

**During this round, mingle with other guests to discuss the following information with whomever you choose:**

- Talk to Marc Boudreaux about how you two have fought over every last detail of the Carnival season. Say that he could let you have your way with at least one thing and allow you to have golden thrones on your King and Queen parade float instead of purple ones with s... just don't seem to go with the spirit of Mardi Gras and you are still u... when you were sick and didn't attend the Board of Directors' meet...
- Talk to a few people about how you have... Carnival season of the Krewe besides having this party. Say tha... and designer, the costumes - *everything* has been Marc's decision! S... *Serial Killer* theme of the parade and because you were sick and d... e wasn't a vote - it was the only choice and it had to pass.
- Confide in a few people about how you sa... and she was screaming at *The Cookie Place* worker because it wasn't tid... ie. Say that there were just a few napkins on the floor that someone ha... a chance to pick them up!
- You are so angry that the Board of Directors of the Krewe of Pantheon voted Marc Boudreaux as King. You think they did it because the only other nominee was Vincent Chauvin and he has some enemies on the Board - such as Sebastienne Thibodeaux. So you know that Marc was the *lesser of two evils* and was voted as the King by default. He has been an absolute nightmare.
- You know that Remy Castile is a known liar and shouldn't be trusted.

EACH CHARACTER  
WILL HAVE A ROUND  
ONE CLUE CARD IN  
THE PURCHASED  
GAME 😊

**During the mystery, your character must be honest and not make up any potentially mystery-altering clues in addition to those provided to you. You do not, however, have to share the clues that you collect with other guests.**

## ROUND TWO - DINNER HOUR

**DIRECTIONS FOR THE HOST:** In the nearest bathroom, place the following items under the sink - the victim sign (page 29), scotch tape, host supplied white non-toxic face makeup (optional but funny and suggested), the (cut out) murder weapon (page 30), and if you have purchased the victim t-shirt and / or crime scene tape. If there is not a cabinet under the sink, place these items in any location that can be concealed within that bathroom. The murder victim will be instructed in their clue card for round two to look for it if there is not a cabinet under the sink.

The murder victim will be instructed in their round two clue card to put the white face makeup on their face, put

**FULL INSTRUCTIONS IN THE  
PURCHASED GAME 😊**

At the conclusion of this round, give the guests a time period in which to fill in their final guesses as to whodunit on the 'Murder Mystery Investigation Sheet': (page 31+). Collect the guess sheets from your guests at the conclusion of this round.

**Prop list:** These are props needed for this round. Collect these items in advance and have them ready!

- The victim sign for the victim's clue in Round Two (page 29).
- Scotch Tape (to adhere the victim sign and the murder weapon to the victim)
- Murder Weapon sheet (cut out) (page 30).
- The Mystery Investigation Sheets (page 31+).
- The 'Fantastic Movie Challenge' (below)
- Non-toxic white face powder / paint for the victim (the victim's clue will describe what to do with it; host supplied).
- Answer sheet for the 'Fantastic Movie Challenge' (below).
- The fingerprint analysis report in a sealed envelope (page 43).
- Victim t-shirt (optional) and crime scene tape to decorate the victim (optional)

### ROUND TWO REQUIRED ACTIVITY

#### FANTASTIC MOVIE CHALLENGE

**MOVIE CHALLENGE  
INSTRUCTIONS AND PLAY  
CARDS ARE INCLUDED IN THE  
PURCHASED GAME 😊**

**Simone Dubois– ROUND TWO - The murder will occur during this round**

**PRE-MURDER CLUES:**

- Tell a few people - including the present Queen - that you just spoke to your father who is still very angry that he was duped by Marc Boudreaux. Say that Marc lied to your father about what it would mean to be the Mardi Gras Queen and made it seem that your father will withdraw his support for about 75% of the Krewe's earnings.
- If you can possibly get designated someone to be the theme of the parade. Say that you'll certainly be late since the float carpenter has the awful serial killer décor.

**EACH CHARACTER WILL HAVE  
A ROUND TWO CLUE IN THE  
PURCHASED GAME 😊**

**POST-MURDER CLUE:**

- ☒ You've left the party room several times.
- ☒ You know that Marc left the room approximately 1 minute before Remy left the room.
- ☒ The last time you left the room, you returned to the room immediately before Jeanne returned.

**ROUND TWO CLUES – ✂ CUT OUT, STUFF INTO LABELED ENVELOPES WITH THE APPROPRIATE CHARACTER AND ROUND. TO BEGIN ROUND TWO, PASS OUT THESE ENVELOPES TO THE GUESTS.**

**VICTIM SIGN AND CUT  
OUT MURDER WEAPON  
ARE IN THE PURCHASED  
GAME 😊**

**For the Victim - round two. ✂**

**Cut both the victim sign (above) and the weapon (below) out and put it with the other items for the victim under the sink in the nearest bathroom. Make sure to include some scotch tape for the victim.**

MURDER MYSTERY INVESTIGATION SHEET  
DETECTIVE NAME Madeline Broussard

SUSPECT

MOTIVE

COMMENTS

EACH CHARACTER WILL  
HAVE A MYSTERY  
INVESTIGATION SHEET IN  
THE PURCHASED GAME



Sammy

WHODUNIT \_\_\_\_\_

MOTIVE \_\_\_\_\_

HOW DID THEY DO IT \_\_\_\_\_

The following is the **FINGERPRINT ANALYSIS** for Round Two. Cut it out and seal it in an envelope for Round Two.

**Latent Fingerprint Examination Report**

**INCLUDED IN THE PURCHASED GAME**



me

**ROUND THREE- DESSERT, HOT COCOA AND 'THE BIG REVEAL'**

**DIRECTIONS FOR THE HOST:** After you collect the Murder Mystery Investigation Sheets, allow the guests to one by one in front of the group accuse who they believe the murderer is as well as the motive behind the murder.

Once everyone has accused someone, pass out the round three envelopes to your guests and have them sit in a circle or semi-circle in order to be able to see guests as they read their solution cards one at a time to the group. Serve hot cocoa and desserts during this round.

Instruct the guests to stand up in front of the group and read (act out) their final solution round card one at a time in the exact order that is directed by the solution round cards.

The following is an optional activity, 'Fabulous Mardi Gras Charade Challenge' that can be played at the conclusion of this round.

**ROUND THREE OPTIONAL ACTIVITY**

**MARDI GRAS CHARADE CHALLENGE**

**INSTRUCTIONS AND CHARADE TOPICS ARE INCLUDED IN THE PURCHASED GAME 😊**

**SOLUTION ROUND - CUT OUT THESE CLUES AND SLIP INTO LABELED ENVELOPES AND SEAL THEM. HAND THESE OUT TO THE GUESTS TO BEGIN ROUND THREE.**

**MADELINE BROUSSARD- FINAL SOLUTION ROUND THREE – READ FIRST**

This is the final solution round. Every guest at this party will now tell their story to the group - in a specific order dictated by this final solution clue card - and the murderer will now confess. Before you read your final solution, read the following music lyrics to the other guests and ask them to give you the band and name of the song:

I see your dirty face high behind your collar

So you pray t

Al

Answer: T

**Say the following to the group:**

"It was no secret that I would have been no murderer. I hope that now we can agree like that and get to work on obtaining our

ve a lie

Rock

om the face of the Earth...but I'm Broadway Musicals or something h time before the parade!"

**EACH CHARACTER WILL HAVE A FINAL SOLUTION CARD IN THE PURCHASED GAME 😊**

**NAME TAGS!**

**MADELINE BROUSSARD**

*played by:*



**MARC BOUDREAUX**

*played by:*



**EACH CHARACTER WILL HAVE A NAME TAG IN THE PURCHASED GAME 😊**

**MENU SUGGESTIONS IN THE PURCHASED GAME**

---

**ALL BONUS GAME INSTRUCTIONS AND MATERIALS GAME CARDS ARE INCLUDED IN THE PURCHASED GAME**

**OPTIONAL BONUS GAME FOR ANY TIME DURING THE GAME:  
THE 'WHAT MARDI GRAS THING AM I?' GAME!**

**OPTIONAL BONUS GAME FOR ANY TIME DURING THE GAME:  
BALLOON BLOWER CHALLENGE!**

**OPTIONAL BONUS GAME FOR ANY TIME DURING THE GAME:  
ARE YOU STEALTH ENOUGH TO BE A MASKER? THE BUBBLE WALK TEST**

**OPTIONAL BONUS GAME FOR ANY TIME DURING THE GAME:  
HOW DO YOU DO? HEY, I KNOW YOU! OR DO I?**