



E N S Kitchen and Bath

1301 E. Orangethorpe Fullerton, CA 92831

Tel. 714-680-8856, 714-618-3223, Fax. 714-680-8817


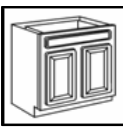
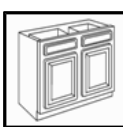
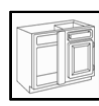
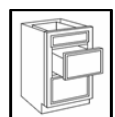

Toll Free: 1-800-698-1966 Email: enscountertop@yahoo.com www.vanitytopcabinet.com




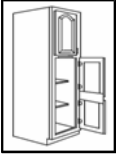
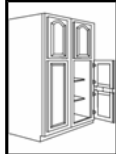
100 % All Wood Cabinets, No Particle Board ! Ready to assemble or Pre-assembled !
 Lowest Factory Direct Pricing ! Dream it ! Buy it ! Believe it !!!
 Ready to Assemble Cabinets. We assemble and deliver plus extra fee.

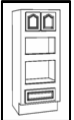
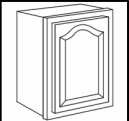



Special Lowest Wholesale Price to Dealers

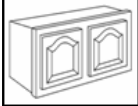


Jananary 1, 2010


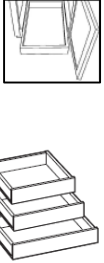
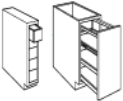
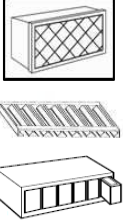

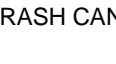
Caramel Shaker = CMS

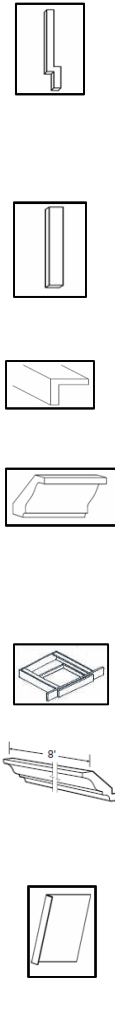
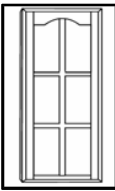
		Caramel Shaker	CMS			
		(Shaker door with caramel color)				
Item	Price Code	* = Not available for this item	D			
Item		Description	Unit-\$		Quantity	Sub-total
BASE CABINETS						
	B09	BASE 9"Wx24"Dx34-1/2"H-1D-1DRA-1S	107.16			
	B12	BASE 12"Wx24"Dx34-1/2"H-1D-1DRA-1S	118.32			
	B15	BASE 15"Wx24"Dx34-1/2"H-1D-1DRA-1S	129.48			
	B18	BASE 18"Wx24"Dx34-1/2"H-1D-1DRA-1S	139.76			
	B21	BASE 21"Wx24"Dx34-1/2"H-1D-1DRA-1S	149.58			
	B24	BASE 24"Wx24"Dx34-1/2"H-2D-1DRA-1S	160.73			
	B27	BASE 27"Wx24"Dx34-1/2"H-2D-1DRA-1S	169.66			
	B30	BASE 30"Wx24"Dx34-1/2"H-2D-1DRA-1S	187.53			
	B33	BASE 33"Wx24"Dx34-1/2"H-2D-2DRA-1S	214.31			
	B36	BASE 36"Wx24"Dx34-1/2"H-2D-2DRA-1S	221.01			
	B39	BASE 39"Wx24"Dx34-1/2"H-2D-2DRA-1S	225.48			
	B42	BASE 42"Wx24"Dx34-1/2"H-2D-2DRA-1S	245.58			
BASE BLIND CORNER CABINETS						
	BBC36 L-42"	BASE BLIND CORNER 36"Wx24"Dx34-1/2"H- 1D-1DRA opening L	197.35			
	BBC36 R-42"	BASE BLIND CORNER 36"Wx24"Dx34-1/2"H- 1D-1DRA opening R	197.35			
DRAWER BASE RACK CABINETS						
	DB12-3	12"Wx24"Dx34-1/2"H DRAWER - 3 DRA	194.90			
	DB15-3	15"Wx24"Dx34-1/2"H DRAWER - 3 DRA	200.93			
	DB18-3	18"Wx24"Dx34-1/2"H DRAWER - 3 DRA	214.31			
	DB21-3	21"Wx24"Dx34-1/2"H DRAWER - 3 DRA	225.48			
	DB24-3	24"Wx24"Dx34-1/2"H DRAWER - 3 DRA	236.64			
	DB30-3	30"Wx24"Dx34-1/2"H DRAWER - 3 DRA	254.50			
	DB36-3	36"Wx24"Dx34-1/2"H DRAWER - 3 DRA	279.95			
	DB12-2	12"Wx24"Dx34-1/2"H DRAWER - 2 DRA	194.90			
	DB15-2	15"Wx24"Dx34-1/2"H DRAWER - 2 DRA	200.93			
DB18-2	18"Wx24"Dx34-1/2"H DRAWER - 2 DRA	214.31				






		Caramel Shaker	CMS		
		(Shaker door with caramel color)			
	Price Code	* = Not available for this item	D		
Item		Description	Unit-\$	Quantity	Sub-total
	DB21-2	21"Wx24"Dx34-1/2"H DRAWER - 2 DRA	225.48		
	DB24-2	24"Wx24"Dx34-1/2"H DRAWER - 2 DRA	236.64		
	DB30-2	30"Wx24"Dx34-1/2"H DRAWER - 2 DRA	254.50		
	DB36-2	36"Wx24"Dx34-1/2"H DRAWER - 2 DRA	279.95		
LAZY SUSAN CABINET					
	LS3312	LAZY SUSAN 33"Wx34-1/2"H-1D w/ 2 WOOD TURNING SHELF	369.42		
	LS3612	LAZY SUSAN 36"Wx34-1/2"H-1D w/ 2 WOOD TURNING SHELF	380.85		
SINK BASE CABINETS					
	SB30	30"W SINK BASE 2DOOR 1HEAD	173.24		
	SB33	33"W SINK BASE 2DOOR 2HEAD	180.83		
	SB36	36"W SINK BASE 2DOOR 2HEAD	197.35		
	SB42	42"W SINK BASE 2DOOR 2HEAD	230.38		
	SB48	48"W SINK BASE 2DOOR 2HEAD	273.24		
	SB60	60"W SINK BASE 4D, 2HD,2-DRA-1S	322.01		
DIAGONAL CORNER CABINET FRAME					
	BDCF36K	BASE DIAGONAL CORNER FRAME & KICKER 18"Wx34-1/2"H-1D	95.70		
DIAGONAL CORNER CABINET					
	NCSB36	BASE DIAGONAL CORNER SINK CABINET 36"Wx34-1/2"H-2D	330.77		
PANTRY CABINETS					
 	PC1884	Pantry: 18"Wx84"Hx24"D - 3 Doors	367.02		
	PC1890	Pantry: 18"Wx90"Hx24"D - 3 Doors	381.30		
	PC1896	Pantry: 18"Wx96"Hx24"D - 3 Doors	400.50		
	PC2484	Pantry: 24"Wx84"Hx24"D - 6 Doors	413.45		
	PC2490	Pantry: 24"Wx90"Hx24"D - 6 Doors	437.12		
	PC2496	Pantry: 24"Wx96"Hx24"D - 6 Doors	469.71		
	PC3084	Pantry: 30"Wx84"Hx24"D - 6 Doors	474.62		
	PC3090	Pantry: 30"Wx90"Hx24"D - 6 Doors	513.02		
	PC3096	Pantry: 30"Wx96"Hx24"D - 6 Doors	551.42		
	PC3684	Pantry: 36"Wx84"Hx24"D - 6 Doors	640.73		
	PC3690	Pantry: 36"Wx90"Hx24"D - 6 Doors	692.54		
	PC3696	Pantry: 36"Wx96"Hx24"D - 6 Doors	744.42		

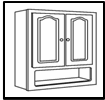


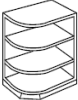
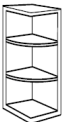

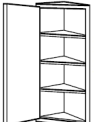
		Caramel Shaker	CMS		
		(Shaker door with caramel color)			
	Price Code	* = Not available for this item	D		
Item		Description	Unit-\$	Quantity	Sub-total
OVEN CABINETS					
2 OPENING 	OC3084U	OVEN CAB: 30"Wx84"Hx24"D-2D-1DRA	469.26		
	OC3090U	OVEN CAB: 30"Wx90"Hx24"D-2D-1DRA	516.14		
	OC3096U	OVEN CAB: 30"Wx96"Hx24"D-2D-2DRA	567.49		
	OC3384U	OVEN CAB: 33"Wx84"Hx24"D-2D-1DRA	525.51		
	OC3390U	OVEN CAB: 33"Wx90"Hx24"D-2D-1DRA	577.75		
	OC3396U	OVEN CAB: 33"Wx96"Hx24"D-2D-2DRA	635.36		
	WALL CABINETS				
1 DOOR	W0930	WALL 9"Wx30"Hx12"D-1D-2S	80.37		
	W0936	WALL 9"Wx36"Hx12"D-1D-2S	87.07		
1 DOOR 	W0942	WALL 9"Wx42"Hx12"D-1D-3S	93.76		
	W1230	WALL 12"Wx30"Hx12"D-1D-2S	91.53		
	W1236	WALL 12"Wx36"Hx12"D-1D-2S	93.76		
	W1242	WALL 12"Wx42"Hx12"D-1D-3S	98.23		
	W1530	WALL 15"Wx30"Hx12"D-1D-2S	102.70		
	W1536	WALL 15"Wx36"Hx12"D-1D-2S	107.16		
	W1542	WALL 15"Wx42"Hx12"D-1D-3S	111.63		
		W1830	WALL 18"Wx30"Hx12"D-1D-2S	110.73	
W1836		WALL 18"Wx36"Hx12"D-1D-2S	125.02		
W1842		WALL 18"Wx42"Hx12"D-1D-3S	136.18		
W2130		WALL 21"Wx30"Hx12"D-1D-2S	120.55		
W2136		WALL 21"Wx36"Hx12"D-1D-2S	136.18		
W2142		WALL 21"Wx42"Hx12"D-1D-3S	149.58		
2 DOOR  		W2430	WALL 24"Wx30"Hx12"D-2D-2S	123.23	
	W2436	WALL 24"Wx36"Hx12"D-2D-2S	149.58		
	W2442	WALL 24"Wx42"Hx12"D-2D-3S	165.65		
	W2730	WALL 27"Wx30"Hx12"D-2D-2S	138.41		
	W2736	WALL 27"Wx36"Hx12"D-2D-2S	169.66		
	W2742	WALL 27"Wx42"Hx12"D-2D-3S	183.06		
	W3030	WALL 30"Wx30"Hx12"D-2D-2S	147.35		
	W3036	WALL 30"Wx36"Hx12"D-2D-2S	176.36		
	W3042	WALL 30"Wx42"Hx12"D-2D-3S	203.15		
	W3330	WALL 33"Wx30"Hx12"D-2D-2S	165.20		
	W3336	WALL 33"Wx36"Hx12"D-2D-2S	196.46		
	W3342	WALL 33"Wx42"Hx12"D-2D-3S	223.70		
	W3630	WALL 36"Wx30"Hx12"D-2D-2S	174.13		
	W3636	WALL 36"Wx36"Hx12"D-2D-2S	208.96		
	W3642	WALL 36"Wx42"Hx12"D-2D-3S	243.78		

		Caramel Shaker		CMS		
		(Shaker door with caramel color)				
		* = Not available for this item		D		
Item	Price Code	Description	Unit-\$		Quantity	Sub-total
2 DOOR	W3012	WALL 30"Wx12"Hx12"D-2D	87.07			
	W3015	WALL 30"Wx15"Hx12"D-2D	107.16			
	W3018	WALL 30"Wx18"Hx12"D-2D	120.55			
	W3021	WALL 30"Wx21"Hx12"D-2D	129.48			
	W3024	WALL 30"Wx24"Hx12"D-2D	140.35			
	W3027	WALL 30"Wx27"Hx12"D-2D	142.07			
	W3315	WALL 33"Wx15"Hx12"D-2D	118.00			
	W3318	WALL 33"Wx18"Hx12"D-2D	131.36			
	W3324	WALL 33"Wx24"Hx12"D-2D	148.86			
	W3327	WALL 33"Wx27"Hx12"D-2D	153.34			
	W3612	WALL 36"Wx12"Hx12"D-2D	93.76			
	W3615	WALL 36"Wx15"Hx12"D-2D	123.45			
	W3618	WALL 36"Wx18"Hx12"D-2D	136.02			
	W3621	WALL 36"Wx21"Hx12"D-2D	140.10			
	W3624	WALL 36"Wx24"Hx12"D-2D	152.99			
	W3627	WALL 36"Wx27"Hx12"D-2D	162.36			
	W3912	WALL 39"Wx12"Hx12"D-2D	113.70			
	W3915	WALL 39"Wx15"Hx12"D-2D	153.40			
	W3924	WALL 39"Wx24"Hx12"D-2D	176.36			
		W301524	WALL 30"Wx15"Hx24"D-2D	112.75		
W302424		WALL 30"Wx24"Hx24"D-2D	144.32			
W331524		WALL 33"Wx15"Hx24"D-2D	127.03			
W332424		WALL 33"Wx24"Hx24"D-2D	146.45			
W361224		WALL 36"Wx12"Hx24"D-2D	122.46			
W361524		WALL 36"Wx15"Hx24"D-2D	147.02			
W361824		WALL 36"Wx18"Hx24"D-2D	151.81			
W362124		WALL 36"Wx21"Hx24"D-2D	156.28			
W362424		WALL 36"Wx24"Hx24"D-2D	169.66			
WALL DIAGONAL CORNER CABINETS						
	WDC2430	WALL DIAGONAL CORNER 24"Wx30"Hx12"D-1D-2S	151.81			
	WDC2436	WALL DIAGONAL CORNER 24"Wx36"Hx12"D-1D-2S	183.06			
	WDC2442	WALL DIAGONAL CORNER 24"Wx42"Hx12"D-1D-3S	214.31			
WALL BLIND CORNER CABINETS						
	WBC2730	WALL BLINDER CORNER 27"Wx30H"x12"D-1D-2S	149.28			
	WBC2736	WALL BLINDER CORNER 27"Wx36H"x12"D-1D-2S	180.40			
	WBC2742	WALL BLINDER CORNER 27"Wx42H"x12"D-1D-3S	218.74			
	WBC3630	WALL BLINDER CORNER 36"Wx30H"x12"D-2D-2S	178.60	*		
	WBC3636	WALL BLINDER CORNER 36"Wx36H"x12"D-2D-2S	214.31	*		

		Caramel Shaker	CMS			
		(Shaker door with caramel color)				
	Price Code	* = Not available for this item	D			
Item		Description	Unit-\$		Quantity	Sub-total
	WBC3642	WALL BLINDER CORNER 36"Wx42H"x12"D-2D-3S	250.03	*		
WALL MICROWAVE CABINET						
	WM273012	MICROWAVE 27"Wx12"Dx30"H-2D-1S	156.95			
	WM273612	MICROWAVE 27"Wx12"Dx36"H-2D-1S	171.38			
	WM274212	MICROWAVE 27"Wx12"Dx42"H-2D-1S	193.93			
	WM301812	MICROWAVE 30"Wx12"Dx18"H-1S	116.08			
	WM301824	MICROWAVE 30"Wx24"Dx18"H-1S	147.93			
BASE CABINET PULL OUT						
	T15	ROLL OUT TRAY FOR 15"W BASE	25.98			
	T18	ROLL OUT TRAY FOR 18"W BASE	26.79			
	T21	ROLL OUT TRAY FOR 21"W BASE	29.47			
	T24	ROLL OUT TRAY FOR 24"W BASE	31.70			
	T27	ROLL OUT TRAY FOR 27"W BASE	33.94			
	T30	ROLL OUT TRAY FOR 30"W BASE	38.34			
	T33	ROLL OUT TRAY FOR 33"W BASE	40.18			
	T36	ROLL OUT TRAY FOR 36"W BASE	40.18			
BASE SOUCE RACJ OYKK IYT CABINET						
	BFP6	BASE SPICE RACK PULL OUT 6"Wx24"Dx34 1/2"H-3S	125.02			
	BFP9	BASE SPICE RACK PULL OUT 9"Wx24"Dx34-1/2"H-3S	144.22			
	BFP12	BASE SPICE RACK PULL OUT 12"Wx24"Dx34-1/2"H-3S	158.13			
WINE RACK CABINETS						
	3015WR	30"x12Dx15H WINE RACK	121.89			
	30GR	30" GLASS RACK	49.12			
	3615WR	36"x12Dx15H WINE RACK	133.95			
	36GR	36" GLASS RACK	53.58			
	ID30-4	4 SPICE DRAWERS 30"Wx12"Dx6"H	121.89			
	ID36-6	6 SPICE DRAWERS 36"Wx12"Dx6"H	165.20			
DISH RACK CABINETS						
	WDR3015	WALL 30"Wx15"Hx12"D-WITH DISH RACK	163.30			
	WDR3615	WALL 36"Wx15"Hx12"D-WITH DISH RACK	221.31			
TRASH CAN						
	TCB	TRASH CAN BASKET ONLY	40.68			
	TCR-15-1	TRASH CAN SLIDER WITH 1 BASKET FOR B15	92.72			
	TCR-18-2	TRASH CAN SLIDER WITH 2 BASKET FOR B18	119.63			
	BTC15-1	BASE 15 WITH 1 WASTEBASKETS	209.00			
	BTC18-2	BASE 18 WITH 2 WASTEBASKETS	220.00			

		Caramel Shaker	CMS			
		(Shaker door with caramel color)				
		* = Not available for this item		D		
Item	Price Code	Description	Unit-\$	Quantity	Sub-total	
ACCESSORIES						
	BF336	BASE FILLER 3"Wx34-1/2"Hx3/4"D WOOD	17.38			
	BF636	BASE FILLER 6"Wx34-1/2"Hx3/4"D WOOD	26.50			
	WF342	WALL FILLER 3"Wx42"Hx3/4"D- WOOD	20.86			
	WF642	WALL FILLER 6"Wx42"Hx3/4"D- WOOD	39.47			
	WF396	WALL FILLER 3"Wx96"Hx3/4"D- WOOD	55.25			
	RRP96	REFRIGERATOR END PANEL 96"Lx24"W, 3W"WOOD RETURN	94.26			
	BP2496	BASE PANEL SKIN 24"Wx96"H SINGLE SIDE FINISH	87.12			
	BP4836	BASE PANEL SKIN 48"Wx36"H SINGLE SIDE FINISH	47.85			
	BP9636	BASE PANEL SKIN 96"Wx36"H SINGLE SIDE FINISH	87.12			
	BP4896	BASE PANEL SKIN 96"Wx48"H SINGLE SIDE FINISH	94.77			
	DWR	DISHWASHER FLAT PANEL 24"Wx34-1/2"Hx1/2"D PLYWOOD, 3"W WOOD RETURN	47.92			
	OCM8	OUTSIDE MOLDING 96"L Wood	34.39			
	QR 8	QUARTER ROUND 96"L 17MMx17MM	28.19			
	CM 1-5/8"	CROWN MOLDING 1-5/8"Wx96"L WOOD	38.34			
	CM 2-1/2"	CROWN MOLDING 2-1/2"Wx96"L WOOD	49.05			
	CM 3-1/2"	CROWN MOLDING 3-1/2"Wx96"L WOOD	84.57			
	CM 2-1/2 R	CROWN MOLDING 2-1/2"Wx96"L WOOD w/ROPE DÉCOR	84.57			
	CM 2-1/2 T	CROWN MOLDING 2-1/2"Wx96"L WOOD w/TEETH DÉCOR	84.57			
	CM 4" R	CROWN MOLDING 4"Wx96"L WOOD w/ROPE DÉCOR	95.15			
	CM 4-1/2 R	CROWN MOLDING 4-1/2"Wx96"L WOOD w/ROPE DÉCOR	95.15			
SM8	SCRIBE MOLDING 8"L	14.62				
TK8	TOE KICK 96"Lx1/8"T PLYWOOD	16.92				
LM (BM 8)	LIGHT MOLDING 96"L, UNDER CABINET MOLDING	39.47				
Sample Door						
	SD 1316		16.50			
WALL GLASS DOOR (Unit price is only for one piece Glass Door.)						
 NOK	WMD1230 GD	WALL MOLDING GLASS DOOR w/GLASS	43.98			
	WMD1236 GD	WALL MOLDING GLASS DOOR w/GLASS	53.56			
	WMD1242 GD	WALL MOLDING GLASS DOOR w/GLASS	59.19			
	WMD1530GD	WALL MOLDING GLASS DOOR w/GLASS	44.54			
	WMD1536GD	WALL MOLDING GLASS DOOR w/GLASS	62.02			
	WMD1542GD	WALL MOLDING GLASS DOOR w/GLASS	73.29			
	WMD1830GD	WALL MOLDING GLASS DOOR w/GLASS	62.02			
	WMD1836GD	WALL MOLDING GLASS DOOR w/GLASS	73.29			
	WMD1842GD	WALL MOLDING GLASS DOOR w/GLASS	84.57			
	WMD2130GD	WALL MOLDING GLASS DOOR w/GLASS	62.02			

		Caramel Shaker	CMS			
		(Shaker door with caramel color)				
	Price Code	* = Not available for this item	D			
Item		Description	Unit-\$	Quantity	Sub-total	
	2421DL	VANITY 24"Wx21"Dx34.5"H-1D - 2DRA LEFT	217.89			
	2421DR	VANITY 24"Wx21"Dx34.5"H-1D - 2DRA RIGHT	217.89			
	3018DL	VANITY 30"Wx18"Dx34.5"H-1D - 2DRA LEFT	217.89			
	3018DR	VANITY 30"Wx18"Dx34.5"H-1D - 2DRA RIGHT	217.89			
	3618DL	VANITY 36"Wx18"Dx34.5"H-2D - 2DRA LEFT	249.14			
	3618DR	VANITY 36"Wx18 "Dx34.5"H-2D - 2DRA RIGHT	249.14			
	4218DL	VANITY 42"Wx18"Dx34.5"H-2D - 2DRA LEFT	275.94			
	4218DR	VANITY 42"Wx18"Dx34.5"H-2D - 2DRA RIGHT	275.94			
		3021DL	VANITY 30"Wx21"Dx34.5"H-1D - 2DRA LEFT	217.89		
		3021DR	VANITY 30"Wx21"Dx34.5"H-1D - 2DRA RIGHT	217.89		
		3621DL	VANITY 36"Wx21"Dx34.5"H-2D - 2DRA LEFT	249.14		
		3621DR	VANITY 36"Wx21"Dx34.5"H-2D - 2DRA RIGHT	249.14		
		4221DL	VANITY 42"Wx21"Dx34.5"H-2D - 2DRA LEFT	275.94		
		4221DR	VANITY 42"Wx21"Dx34.5"H-2D - 2DRA RIGHT	275.94		
		4821DL	VANITY 48"Wx21"Dx34.5"H-2D - 2DRA LEFT	303.44		
		4821DR	VANITY 48"Wx21"Dx34.5"H-2D - 2DRA RIGHT	303.44		
		4821D	VANITY 48"Wx21"Dx34.5H"-2D - 4DRA(2L-2R)	329.51		
		5421D	VANITY 54"Wx21"Dx34.5H"-2D - 4DRA(2L-2R)	483.92		
6021D		VANITY 60"Wx21"Dx34.5H"-2D - 4DRA(2L-2R)	409.88			
6021DD		VANITY 60"Wx21"Dx34.5H"-3DRA CENTER -4D SIDE	383.09			
	7221D	VANITY 72"Wx21"Dx34.5H"-2D - 4DRA(2L-2R)	510.75			
	7221DD	VANITY 72"Wx21"Dx34-1/2"H-6DRA -4D SIDE	465.37			
Combination Vanity cabinets						
	8421 DD	3621DL + V12 + 3621DR + TK 8	706.30			
	9621 DD	4821DL + 4821DR + TK 8	675.93			
BATHROOM DRAWER PACK						
	V12	VANITY DRAWER PACK 12"Wx21"Dx34-1/2H-3DRA	191.10			
	V15	VANITY DRAWER PACK 15"Wx21"Dx34-1/2H-3DRA	198.69			
	V18	VANITY DRAWER PACK 18"Wx21"Dx34-1/2H-3DRA	212.08			
	V21	VANITY DRAWER PACK 21"Wx21"Dx34-1/2H-3DRA	223.25			
	V24	VANITY DRAWER PACK 24"Wx21"Dx34-1/2H-3DRA	236.64			
	VFP9-21	VANITY SPICE RACK PULL OUT 9"Wx21"Dx34-1/2"H-3S	182.44			
LINEN CABINET						
	LC1878-21	LINEN CABINET: 18"Wx78"Hx21"D-1D-3DRA	424.17			
	PC1884	Pantry: 18"Wx84"Hx12"D-3D-5S	367.02	*		
	PC2484	Pantry: 24"Wx84"Hx12"D-3D-5S	413.45	*		

		Caramel Shaker		CMS		
		(Shaker door with caramel color)				
		* = Not available for this item		D		
Item	Price Code	Description	Unit-\$	Quantity	Sub-total	
 MIRROR  	OVER JOHN	OJ2130	OVERJOHN: 21"Wx30"Hx7"D	204.75		
		M 30	MIRROR 30"Wx32"H WITH BELVED MIRROR	189.42		
		M 36	MIRROR 36"Wx32"H WITH BELVED MIRROR	225.50		
		M 48	MIRROR 48"Wx32"H WITH BELVED MIRROR	279.62		
		MR2430	MIRROR 24"Wx30"H	180.40		
		MR3034	MIRROR 24"Wx30"H w/CRAFTED DÉCOR	252.56		
		MR3634	MIRROR 30"Wx34"H	270.60		
		MR4834	MIRROR 30"Wx34"H w/CRAFTED DÉCOR	302.17		
		MR3040	MIRROR 36"Wx34"H	216.48		
		MR3640	MIRROR 36"Wx34"H w/CRAFTED DÉCOR	270.60		
		MR4834	MIRROR 48"Wx34"H	279.62		
		MR4834-C	MIRROR 48"Wx34"H w/CRAFTED DÉCOR	302.17		
	Other items					
WALL END SHELF CABINETS						
   		BES09L	BASE END SHELF 9"Wx34-1/2"Hx24"D-1S-LEFT	119.52		
		BES09R	BASE END SHELF 9"Wx34-1/2"Hx24"D-1S-RIGHT	119.52		
		BES12L	BASE END SHELF 12"Wx34-1/2"Hx24"D-1S-LEFT	165.66		
		BES12R	BASE END SHELF 12"Wx34-1/2"Hx24"D-1S-RIGHT	165.66		
		WES0930L	END SHELF 09"Wx30"Hx12"D-2S WOOD 1/2" -LEFT	85.69		
		WES0930R	END SHELF 09"Wx30"Hx12"D-2S WOOD 1/2" -RIGHT	85.69		
		WES0936L	END SHELF 09"Wx36"Hx12"D-2S WOOD 1/2" -LEFT	94.71		
		WES0936R	END SHELF 09"Wx36"Hx12"D-2S WOOD 1/2" -RIGHT	94.71		
		WES0942L	END SHELF 09"Wx42"Hx12"D-3S WOOD 1/2" -LEFT	103.73		
		WES0942R	END SHELF 09"Wx42"Hx12"D-3S WOOD 1/2" -RIGHT	103.73		
		WES1230	END SHELF 12"Wx30"Hx12"D-2S WOOD 1/2"	111.63		
		WES1236	END SHELF 12"Wx36"Hx12"D-2S WOOD 1/2"	125.02		
		WES1242	RND SHELF 12"Wx42"Hx12"D-3S WOOD 1/2"	138.41		
		MBEP24	MATCHING BASE END PANEL 23-3/4"Wx28-5/8"H	80.37		
		MWEP1230	MATCHING WALL END PANEL 11-3/4"Wx28-5/8"H	35.72		
		MWEP1236	MATCHING WALL END PANEL 11-3/4"Wx34-5/8"H	44.78		
		MWEP1242	MATCHING WALL END PANEL 11-3/4"Wx40-5/8"H	53.58		
		WP1230	WALL PANEL SKIN 12"Wx30"H SINGLE SIDE FINISH	21.00		
		WP1236	WALL PANEL SKIN 12"Wx36"H SINGLE SIDE FINISH	22.11		
		WP1242	WALL PANEL SKIN 12"Wx42"H SINGLE SIDE FINISH	24.56		
	BEA24	BASE ANGLE END 24"Wx24"Dx34-1/2"H -2D-1S	299.07			
	BEC24	BASE END 24"Wx24"Dx34-1/2"H -2D-1S, CURVED DOOR	446.20			
	BEF12L	BASE END OPEN FRIEZE 12"Wx24"Dx34-1/2"H-1S- LEFT	206.95			

		Caramel Shaker	CMS		
		(Shaker door with caramel color)			
	Price Code	* = Not available for this item	D		
Item		Description	Unit-\$	Quantity	Sub-total
	BEF12R	BASE END OPEN FRIEZE 12"Wx24"Dx34-1/2"H-1S-RIGHT	206.95		
	WEA30	WALL ANGLE END 12"Wx30"Hx12"D-1D-2S	89.30		
	WEA36	WALL ANGLE END 12"Wx36"Hx12"D-1D-2S	111.63		
	WEA42	WALL ANGLE END 12"Wx42"Hx12"D-1D-3S	133.29		
	WEF1230	WALL END OPEN FRIEZE 12"Wx30"Hx12"D	93.76		
	WEF1236	WALL END OPEN FRIEZE 12"Wx36"Hx12"D	107.16		
	WEF1242	WALL END OPEN FRIEZE 12"Wx42"Hx12"D	120.55		
OTHER ACCESSORIES					
	CVM1-5/8	COVE MOLDING 1-5/8"Wx96"L WOOD	49.05		
	CVM2-1/2-D	COVE MOLDING DELUX 2-1/2"Wx108"L WOOD	84.57		
	CM3-S	CROWN MOLDING 3"Wx108"L WOOD SHAKE STYLE	84.57		
	DKD3021	DESK KNEE DRAWER 30"Wx21"Dx4"H	84.57		
	DKD3621	DESK KNEE DRAWER 36"Wx21"Dx4"H	95.15		
	DM4	DENTAL MOLDING INSERT 48"L	14.62		
	DOA	DECORATIVE ONLAY APPLIQUE 4-1/4"Wx1/3"Tx19-1/2"L	84.57		
	S1296-3/4	SHELF BOARD PLAYWOOD12"Wx96"Hx3/4"T, SOLID WOOD IN THE FRONT 3/4"T	49.05		
	TP3	TURN POST 3"Wx 3"Dx34-1/2"H (ROMAN ROUND POST STYLE)	84.57		
	TP4	TURN POST 4"Wx 3"Dx34-1/2"H (SQUARE STYLE)	95.15		
	CBL-002	CORBEL 5-1/4"Wx4-1/2"Dx8-1/2"H w/ ROPE DECOR	84.57		
	CBL-V	VALANCE REVERSIBLE CORBEL 2-7/8"Wx11-1/8"Hx9-1/8"D	38.34		
	CBL11	CORBEL 6"Wx4-1/2"Dx11"H w/FLOWER DÉCOR	118.32		
	CBL18	CORBEL 9"Wx6-1/2"Dx18"H w/LEAVES DÉCOR	273.24		
	CBL21	CORBEL 7"Wx3-1/4"Dx21-1/2"H w/LEAVES DÉCOR	169.66		
	BF336-C	BASE FILLER 3"Wx34-1/2"Hx5/8"D w/CLASSIC DÉCOR	38.34		
	BF336-F	BASE FILLER 3"Wx34-1/2"Hx5/8"D WOOD w/FLUTED DÉCOR	38.34		
	BF336-R	BASE FILLER 3"Wx34-1/2"Hx5/8"D w/ROPE DÉCOR	38.34		
	BCF336	BASE FILLER 3"Wx34-1/2"H w/2"D WOOD CRFTED DÉCOR	107.16		
	WCF330	WALL FILLER 3"Wx30"Hx2"D w/CRFTED DÉCOR	87.07		
	WCF336	WALL FILLER 3"Wx36"Hx2"D w/CRFTED DÉCOR	93.76		
	WCF342	WALL FILLER 3"Wx42"Hx2"D w/CRFTED DÉCOR	98.23		
	WCF396	WALL FILLER 3"Wx96"Hx2"D w/CRFTED DÉCOR	149.58		
	WF330-C	WALL FILLER 3"Wx30"Hx5/8"D w/CLASSIC DÉCOR	34.39		



		Caramel Shaker	CMS			
		(Shaker door with caramel color)				
		* = Not available for this item		D		
Item	Price Code	Description	Unit-\$		Quantity	Sub-total
	WF330-F	WALL FILLER 3"Wx30"Hx5/8"D WOOD w/FLUTED DÉCOR	47.92			
	WF330-R	WALL FILLER 3"Wx30"Hx5/8"D WOOD w/ROPE DÉCOR	47.92			
	WF336-C	WALL FILLER 3"Wx36"Hx5/8"D w/CLASSIC DÉCOR	38.34			
	WF336-F	WALL FILLER 3"Wx36"Hx5/8"D WOOD w/FLUTED DÉCOR	38.34			
	WF342-C	WALL FILLER 3"Wx42"Hx5/8"D w/CLASSIC DÉCOR	49.05			
	WF342-F	WALL FILLER 3"Wx42"Hx5/8"D WOOD w/FLUTED DÉCOR	49.05			
	WF342-R	WALL FILLER 3"Wx42"Hx5/8"D WOOD w/ROPE DÉCOR	49.05			
	WF396-F	WALL FILLER 3"Wx96"Hx3/4"D w/FLUTED DÉCOR	95.15			
	VA36	VALANCE 36"Wx5"H, ARCH STYLE	34.39			
	VA42	VALANCE 42"Wx5"H, ARCH STYLE	37.27			
	VA48	VALANCE 48"Wx5"H, ARCH STYLE	39.47			
	VA54	VALANCE 54"Wx5"H, ARCH STYLE	87.07			
	VA60	VALANCE 60"Wx5"H, ARCH STYLE	84.57			
	VA72	VALANCE 72"Wx5"H, ARCH STYLE	95.70			
	VAD48	VALANCE 48"Wx12"H, RAISED WOOD PANEL	136.18			
	VAF36	VALANCE FRIEZE 36"Wx5"H	95.70			
	VAF48	VALANCE FRIEZE 48"Wx5"H	102.70			
	VAS72	VALANCE 72"Lx4-1/2"H SCALLOP STYLE	84.57			
	VASK72	VALANCE 72"Lx4-1/2"H SHAKER STYLE	87.07			
	VBF336	VANITY BASE FILLER 3"Wx34-1/2"H	17.38			
	Touch-up Kit		10.00			

Descriptions

Item No. **MLC = Merlot Cherry**

Wood Spicy: Maple Wood

Color: Cherry color with rope design.

Door Style: Squared raised panel with rope design on the door for both wall and base.

Features: 3/4" solid wood door and face frame; 1/2" quality plywood end panel; Enhancement strip on the back panel; No particle board in our products; Concealed hinges; Built-in finger pull out;

Full-depth wall shelf and base shelf; Fully overlay door design; Door matching drawer front;

Dovetail solid wood box. Two part extendable, soft-self closing rail.

		Caramel Shaker	CMS			
		(Shaker door with caramel color)				
	Price Code	* = Not available for this item	D			
Item		Description	Unit-\$		Quantity	Sub-total

Descriptions

Item No. **COG = Coffee Glaze**

Wood Spicy: Maple Wood

Color: Coffee color with glaze.

Door Style: Squared raised panel with added moulding on the door for both wall & base.

Features: 3/4" solid wood door and face frame; 1/2" quality plywood end panel; Enhancement strip on the back panel; No particle board in our products; Concealed hinges; Built-in finger pull out;

Full-depth wall shelf and base shelf; Fully overlay door design; Door matching drawer front;

Dovetail solid wood box. Two part extendable, soft-self closing rail.

Descriptions

Item No. **CHG = Champagne Glaze**

Wood Spicy: Maple Wood

Color: Champlagne color with glaze.

Door Style: Squared raised panel on the door for both wall and base.

Features: 3/4" solid wood door and face frame; 1/2" quality plywood end panel; Enhancement strip on the back panel; No particle board in our products; Concealed hinges; Built-in finger pull out;

Full-depth wall shelf and base shelf; Fully overlay door design; Door matching drawer front;

Three part full extendable rail. Dovetail solid wood box.

Descriptions

Item No. **CMS = Caramel Shaker**

Color: Caramel color

Door Style: Shaker Squared door for both wall and base.

Features: 3/4" shaker door and solid wood for face frame; 1/2" quality plywood end panel;

Enhancement strip on the back panel; No particle board in our products; Concealed hinges; Built-in finger pull out; Full-depth wall shelf and base shelf; Fully overlay door design; Door matching

drawer front; Three part full extendable rail. Solid wood drawer box.

Descriptions

Item No. **NOK = Natural Oak**

Wood Spicy: Oak wood .

Color: Natural oak color

Door Style: Arched Raised Panel Wall Doors, Squared Raised Panel base doors.

Features: 3/4" solid wood door and face frame; 1/2" quality plywood end panel; Enhancement strip on the back panel; No particle board in our products; Concealed hinges; Built-in finger pull out;

Full-depth wall shelf and base shelf; 1/2" overlay door design; Slab drawer front;

Do not have central poles in the cabinets, Pull out drawers can be added in base cabinets.

Easy sliding rail.

		Caramel Shaker	CMS			
		(Shaker door with caramel color)				
	Price Code	* = Not available for this item	D			
Item		Description	Unit-\$		Quantity	Sub-total

Descriptions

Item No. **MOG = Mocha Glaze; TFG = Toffee Glaze**

Wood Spicy: Maple Wood

Color: MOG - Mocha color with rope design; TFG - Toffee color with rope design.

Door Style: Squared raised panel with rope design on the door for both wall and base.

Features: 3/4" solid wood door and face frame; 1/2" quality plywood end panel; Enhancement strip on the back panel; No particle board in our products; Concealed hinges; Built-in finger pull out;

Full-depth wall shelf and base shelf; Fully overlay door design; Door matching drawer front;

Three part full extendable rail. Dovetail solid wood box.

NOTES:

- 1), The price subject to change without prior notice. Effected on 1-1-2010.
- 2), **Big Discount** will be granted depending on purchasing quantity, if you will be appointed as our dealers
- 3), You can **order containers' quantity** on very **big discount** price.
- 4), These price listed are base on **COD**, only pick up at our warehouse. **Not including Free Shipping.**
- 5), **National-Wide Shipping.** We can deliver. Freight will be charged depending on milleages.
- 6), Except the above colors listed price, for other color cabinets display or on the ad. Price will be different.
- 7), Please fax your sizes/quantity to us, to make sure all sizes in stock before you place orders.
- 8), **Ready to assemble cabinet.** 15 % assemble fee of the invoice price will be added, if need assembled.
- 9), **No Return, No exchange** on any assembled, modified, or altered cabinets, panels or any other accessories.
- 10), If cabinets really need return or exchange, these cabinets should be unopened box or no defects within 10 days of purchasing with original invoice to let our company inspect and approve when you return.
- 11), 15 % fee will be charged on any return or exchange items.
- 12), Any return items money will be given a credit to your next orders.
- 13), Please check items thoroughly when your receiving items. Our company will not be responsible for any lost items.
- 14), Our company will not be responsible for any damages items after your receiving.
- 15), All cabinet name only represents color descriptions, It doesn't identify actual wood name.

Welcome you selecting WMG-ENS cabinets ! Thank you very much for your support !