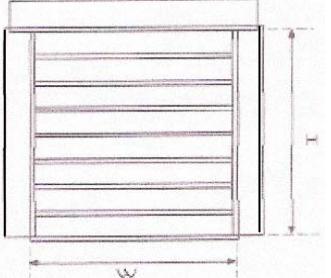
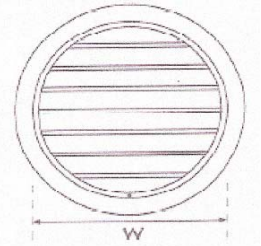
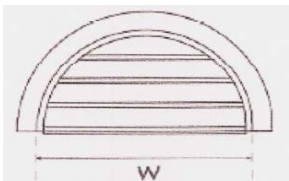

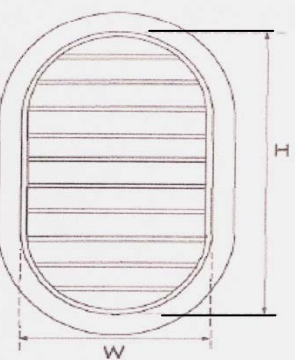
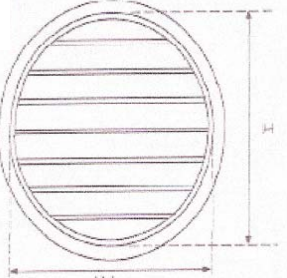

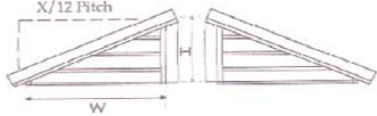
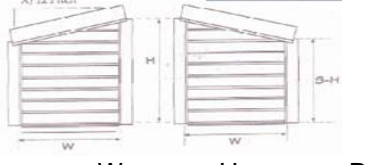
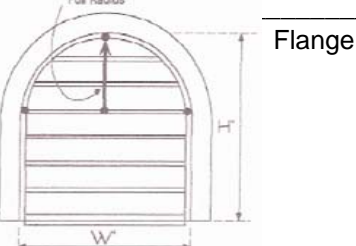
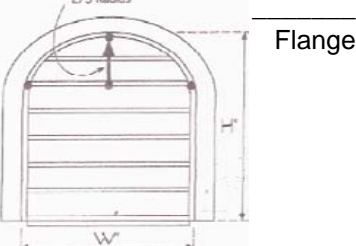
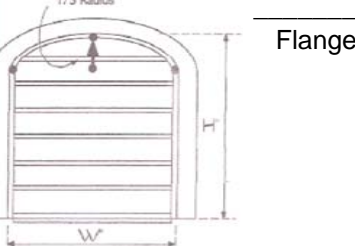
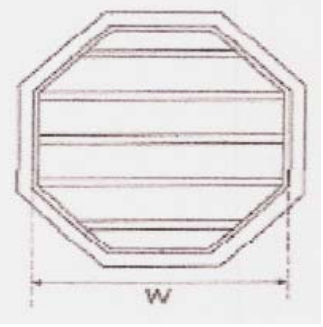
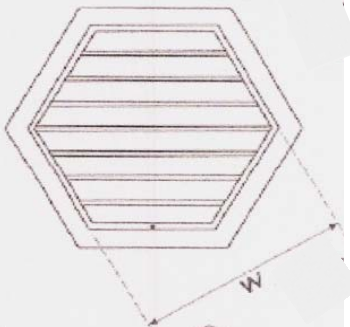
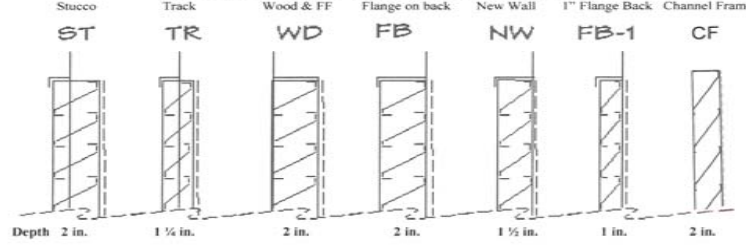


The Mike Young Team LLC manufacturing the PLYCO family of vent products

Identify material type please: [] Wood (no flange) - [] Galvanized _____ Gauge - [] Copper _____ Ounce - [] Aluminum _____ Thickness. Wire Mesh [] 1/4" - [] 1/8"

<p>Square or Rectangular</p>  <p>_____ Wide x _____ Height</p> <p>Quantity _____ Flange _____</p>	<p>Round</p>  <p>_____ Round _____ Flange</p> <p>Quantity _____</p>	<p>Half Round Flange _____</p>  <p>_____ Wide _____ Flange</p> <p>Quantity _____</p>	<p>Quarter Round</p>  <p>_____ Wide x _____ High</p> <p>Flange _____</p> <p>Quantity _____ L _____ R</p>	<p>Straight Sided Oval</p>  <p>_____ Wide x _____ High</p> <p>Quantity _____</p>	<p>Elliptical Oval</p>  <p>_____ Wide x _____ High</p> <p>Quantity _____</p>		
<p>Center Triangle Flange _____</p> <p>P = Pitch</p>  <p>_____ W _____ H _____ P</p> <p>Quantity _____</p>	<p>Right Triangles Flange _____</p>  <p>_____ W _____ H _____ P</p> <p>Quantity _____ L _____ R</p>	<p>Shed Pitch Flange _____</p>  <p>_____ W _____ H _____ P</p> <p>Quantity _____ L _____ R</p>	<p>Round Top Flange _____</p>  <p>_____ Wide x _____ High</p> <p>Quantity _____</p>	<p>Arch Top Flange _____</p>  <p>_____ Wide x _____ High</p> <p>Quantity _____</p>	<p>Arc Top Flange _____</p>  <p>_____ Wide x _____ High</p> <p>Quantity _____</p>		
<p>Octagon</p>  <p>_____ Width</p> <p>Quantity _____</p>	<p>Hexagon</p>  <p>_____ Width</p> <p>Quantity _____</p>	<p>Tell us about you...</p> <p>Name _____</p> <p>Co. Name _____</p> <p>email _____</p> <p>Address _____</p> <p>City, St, Zip _____</p> <p>Phone _____</p> <p>FAX _____</p>			<p>MOUNTING FLANGE OPTIONS</p> <p>You mount your vent, or secure it to the structure, by the 1-1/2" wide flange that sticks out from your vent. The position of this flange, the size of the flanges, & the thickness of the vents are optional.</p> <p>SIDE VIEW OF LOUVERED VENTS</p>  <p>ST TR WD FB NW FB-1 CF</p> <p>Depth 2 in. 1 1/2 in. 2 in. 2 in. 1 1/2 in. 1 in. 2 in.</p> <p>STANDARD = 2 inches thick. Louvers 3 inches apart.</p>		<p>The Mike Young Team LLC Manufacturing PLYCO Foundation Vents Products 800-223-6067 FAX 831-603-9482 sales@mikeyoungteam.com sales@plycovents.com</p>

Please note all dimensions in inches

www.mikeyoungteam.com

All new WOOD Vents are available