





COMFORTER SERIES EXTRA WIDE



- Evergreen 
- Cabernet 
- Admiral 
- Palamino 

Rise



Super 33 Triple Motor

Featuring our extra soft seat and back pillows with lumbar support and our "grip rite" arm design.

 Rise
  Roll
  Rest
  Ride

YOUR LIFE IN MOTION


GOLDEN
 technologies

Super 33

Triple Motor

COMFORTER SERIES EXTRA WIDE

Model Number	PR-502
Size	WIDE
Weight Capacity	700 LB
Recline Positions	INFINITE
Standard Fabrics	4
Fabric Options	32
Chaise Seat	NO
Back Type	SEAM
Head Rest Cover	YES
Arm Covers	YES
Battery Back Up	YES
Overall Width	45"
Overall Height	47"
Width Between Arms	33"
Floor to Top of Seat	21"
Seat Depth	22"
Seat to Top of Back	29"
Seat to Top of Arm	7"
Floor to Back Edge of Seat Raised	31"
Floor to Front Edge of Seat Raised	27"
Seat Angle Raised	12°
Floor to Top of Foot Rest Reclined	21"
Floor to Top of Back Reclined	39"
Back Angle Closed	110°
Back Angle Reclined	150°
Foot Rest Angle Closed	90°
Foot Rest Angle Opened	180°
Distance Required from Wall Reclined	20"
Extension Reclined from Back of Seat to End of Foot Rest	45"
Life Time Warranty, Chair Frame, Lift Frame, Recline Mechanism	2 YRS.
Warranty on Electrical Parts	1 YR.
Pro Rated Years 4 Thru 7	NO
Warranty on Mechanical Labor	2 YRS.
Warranty on Electrical Labor	1 YR.
Removable Back	YES
Customizable	YES
Left Hand Control Available	YES
Extra Pocket Available	YES
Smart Tek System (available 1/05)	YES

Sizes may vary depending on fabric, filling material, upholstery and carpet thickness. All measurements taken on concrete floor using levels and metal rulers.

Hand-blown, Overstuffed, Conjugated Microfiber Dacron Fill
SUPER SUPPORTIVE

Northern Maple Wood
• Double-doweled at Stress Points
• Reinforced Miter Blocks
• Stapled and Glued
STRONGEST IN THE INDUSTRY

2" of Block Foam
EXTRA COMFORT

Quick Release Hand Control
EASY DISCONNECT


Rear Landing Legs
EXTRA STABILITY

5 Heavy Gauge Springs
LONG LASTING FOR INCREDIBLE COMFORT

Widest Fabric Selection in Industry
FITS IN ANY HOME DÉCOR

10 Gauge Steel Scissor Mechanism
STRONG & LONG LASTING

Adjustable Anti-Skid/Scrape Feet
STABILITY & SUPPORT



501 Medium shown



501 M shown



501 M shown



501 M shown

Smart Engineering

Smooth, quiet lifting system offers a secure lift for the best performance.

Added Comfort and Safety

Designed to perform year after year using advanced technology backed by the best warranty.

Golden Craftsmanship

Each luxury lift & recline chair is hand crafted in our facility using decades of motion furniture experience.



Smart Tek

Our luxury lift & recliners are equipped with electronics able to assure a secure lift every time you need it.

Easy to Read Hand Control



700 lb. Capacity!



PR-502 700 lb.

PR-501S Small



Literature is current at time of printing. Golden Technologies reserves the right to make changes to the product or literature at any time.



Our chairs meet some of the toughest safety standards ever. Our entire chair meets ETL (Electrical Testing Lab) standards to ensure electrical safety. ETL is a nationally recognized, third party testing facility.



GOLDEN
technologies