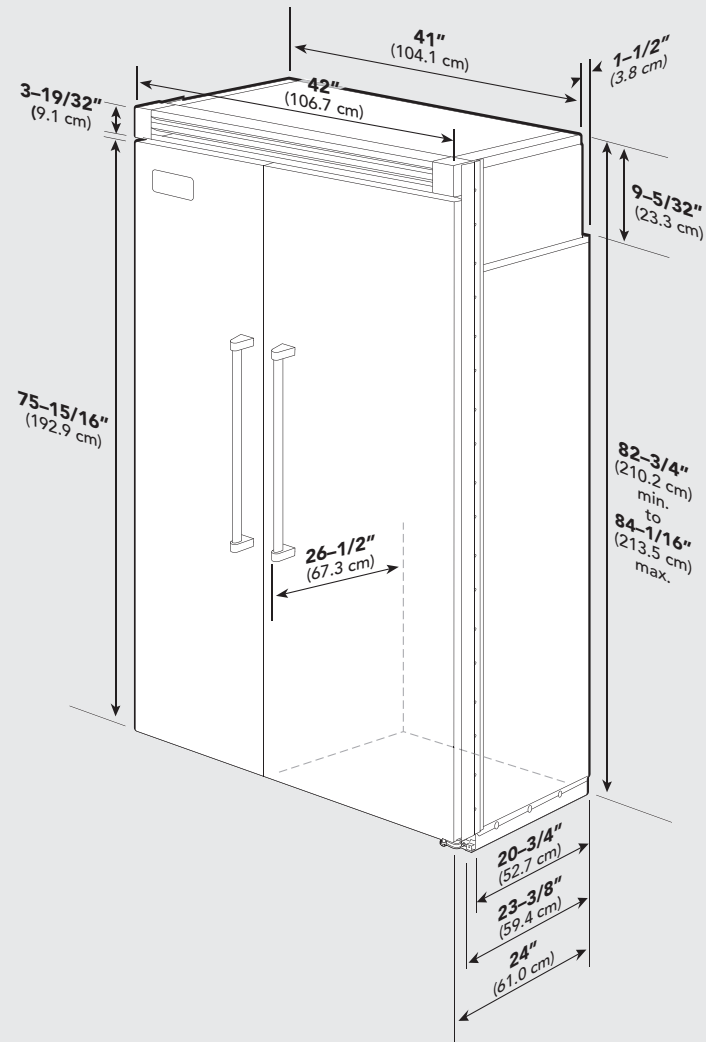
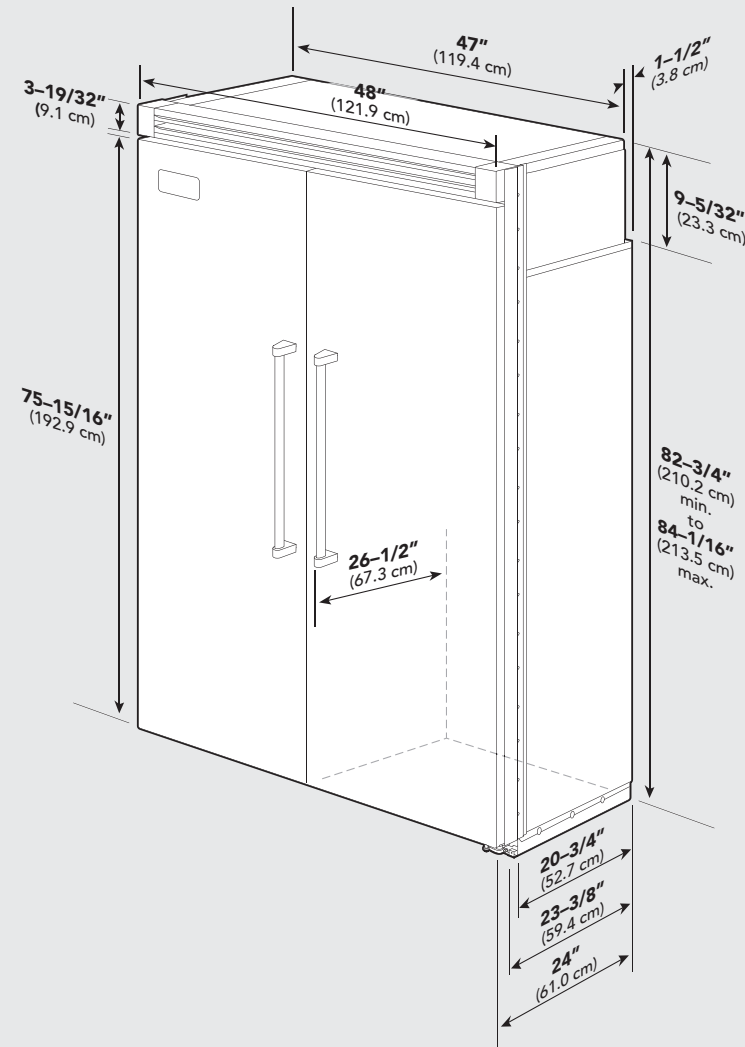


# Dimensions (Professional Side-By-Side)

42" Professional Integrated



48" Professional Integrated

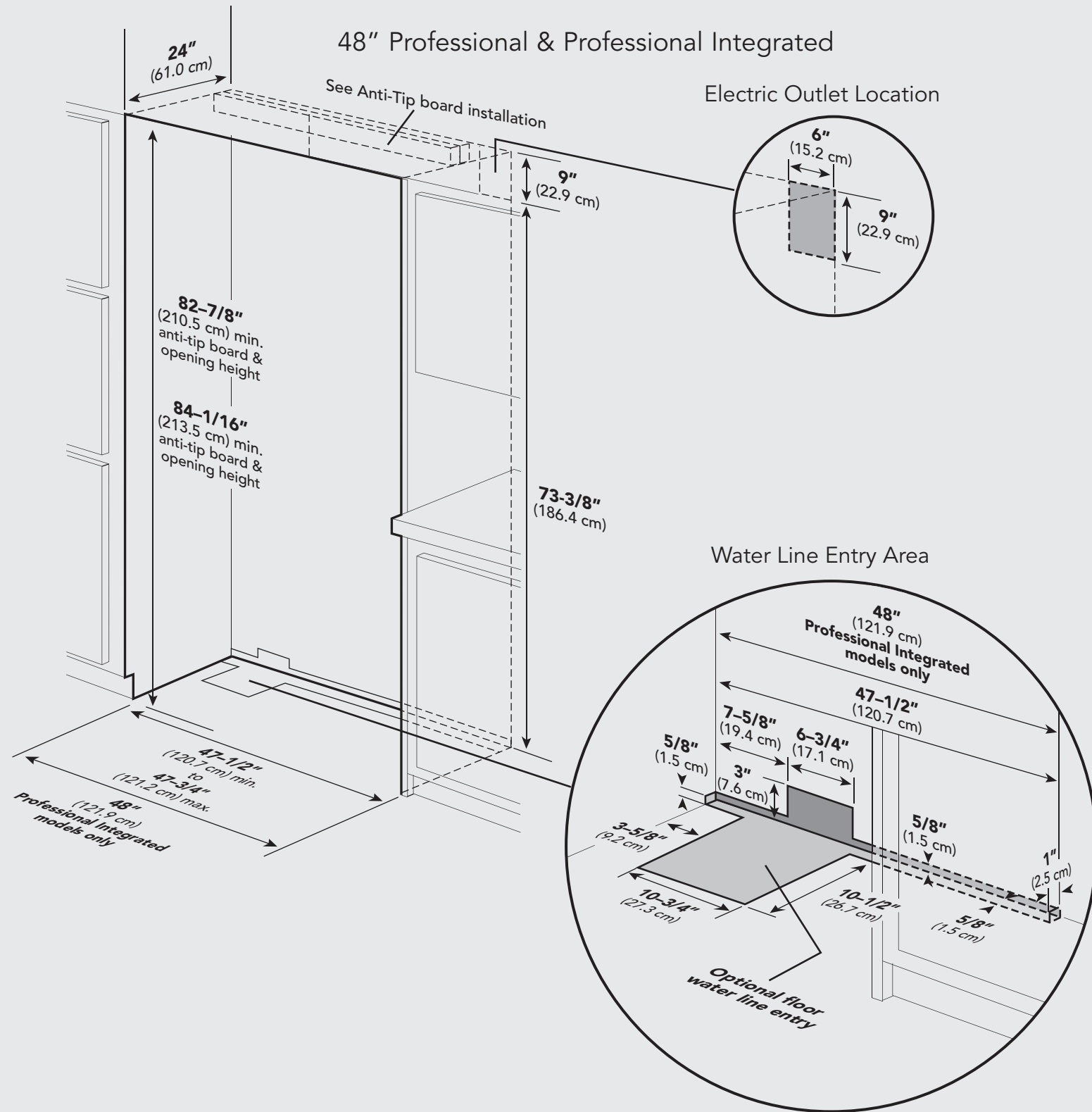


# Specifications (Professional Side-By-Side)

42" Professional Integrated Side-By-Side		
Description	VISB423	VISB423D
Overall width	42" (106.7 cm)	
Overall height from bottom	82-3/4" (210.2 cm) min. to 84-1/16" (213.5 cm) max.	
Overall depth from rear	To front edge of side trim:	23-3/8" (59.4 cm)
	To front of top grille:	24" (61.0 cm)
	To front of handle endcap:	26-1/2" (67.3 cm)
Cutout width	42" (106.7 cm)	
Cutout height	82-7/8" (210.5 cm) min. to 84-1/16" (213.5 cm) max.	
Cutout depth	24" (61.0 cm) min.	
Electrical requirements	115 volt, 60 Hz, 15 amp dedicated circuit; 3-wire cord with grounded 3-prong plug attached to product	
Maximum amp usage	9.9 amps	
Inlet water requirements	1/4" copper tubing inlet waterline; minimum 20 psi; maximum 120 psi	1/4" copper tubing inlet waterline; minimum 35 psi; maximum 120 psi
Overall interior dimensions		
Refrigerator	15.0 cu. ft. (425 liters)	15.0 cu. ft. (411 liters)
Freezer	9.0 cu. ft. (255 liters)	8.6 cu. ft. (244 liters)
Total capacity	24.0 cu. ft. (680 liters)	23.6 cu. ft. (668 liters)
Approximate shipping weight	625 lbs. (293.4 kg)	676 lbs. (304.2 kg)

48" Professional Integrated Side-By-Side		
Description	VISB483	VISB483D
Overall width	48" (121.9 cm)	
Overall height from bottom	82-3/4" (210.2 cm) min. to 84-1/16" (213.5 cm) max.	
Overall depth from rear	To front edge of side trim:	23-3/8" (59.4 cm)
	To front of top grille:	24" (61.0 cm)
	To front of handle endcap:	26-1/2" (67.3 cm)
Cutout width	48" (121.9 cm)	
Cutout height	82-7/8" (210.5 cm) min. to 84-1/16" (213.5 cm) max.	
Cutout depth	24" (61.0 cm) min.	
Electrical requirements	115 volt, 60 Hz, 15 amp dedicated circuit; 3-wire cord with grounded 3-prong plug attached to product	
Maximum amp usage	9.9 amps	
Inlet water requirements	1/4" copper tubing inlet waterline; minimum 20 psi; maximum 120 psi	1/4" copper tubing inlet waterline; minimum 35 psi; maximum 120 psi
Overall interior dimensions		
Refrigerator	18.5 cu. ft. (524 liters)	18.5 cu. ft. (507 liters)
Freezer	8.9 cu. ft. (252 liters)	8.6 cu. ft. (243 liters)
Total capacity	27.4 cu. ft. (776 liters)	27.1 cu. ft. (767 liters)
Approximate shipping weight	715 lbs. (321.8 kg)	735 lbs. (330.8 kg)

# Cutout Dimensions (Professional Side-By-Side)



# Anti-Tip Dimensions (Professional Side-By-Side)

