

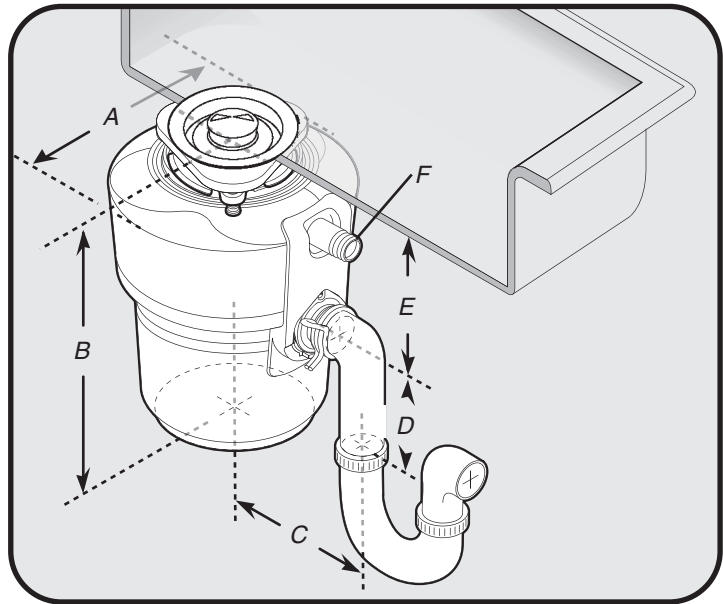
KitchenAid® Food-Waste Disposer

PRODUCT MODEL NUMBER

KCDS075T

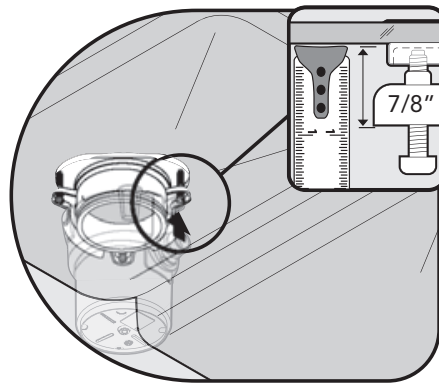
Electrical: This disposer is intended to be direct-wired to the electrical supply. If junction box is used, connect the junction box to the switch on a separate 15- or 20-amp 115 Volt circuit with the appropriate cable. (Use 14 gauge wire with 15-amp circuit, and 12 gauge wire with 20-amp circuit.) This disposer requires a switch marked "Off" position (wired to disconnect all ungrounded supply conductors) installed within sight of the disposer sink opening. (1 hp minimum rating.)

OVERALL DIMENSIONS

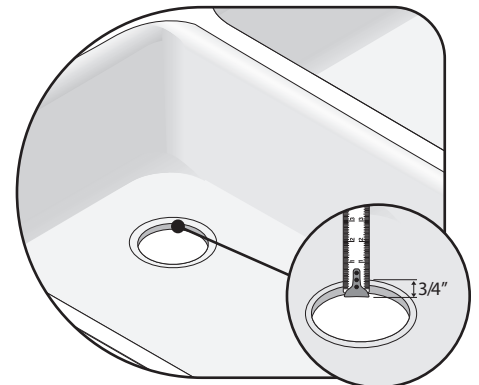


- A. 9" (22.9 cm)
- B. 13-3/4" (34.9 cm)
- C. 5-3/4" (14.6 cm)
- D. 4" (10.2 cm)
- E. 6-11/16" (17.0 cm)
- F. Dishwasher drain connection

Installations on thicker sinks (such as solid surface, porcelain, or cast iron) may require the use of alternate parts. Measure existing mounting assembly as shown in figure A or measure sink thickness as shown in figure B, to determine whether an extended sink flange must be ordered.



A



B