
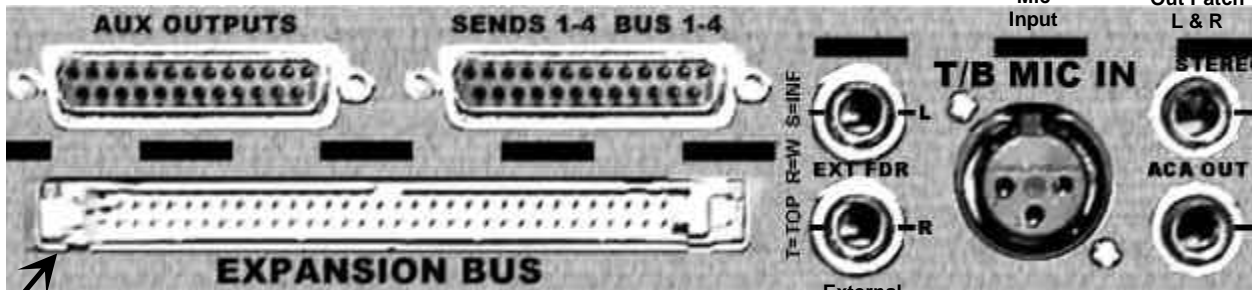



**POWER SUPPLY INPUT**  
Plug the L100 PSU in here

**Control Room Outputs**

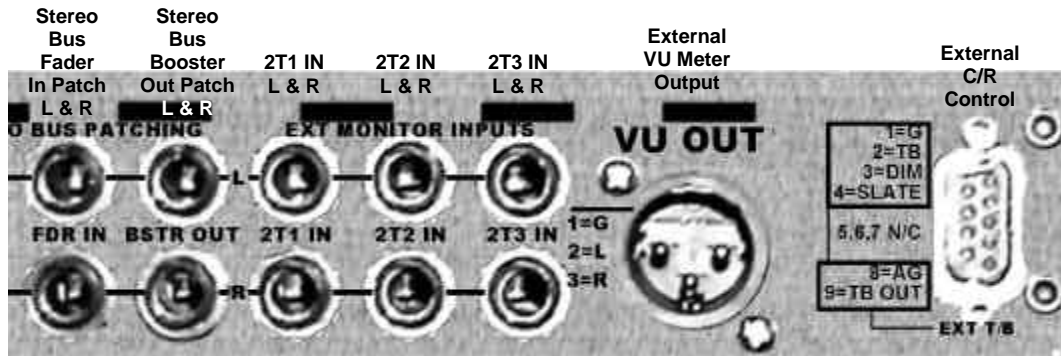


**Balanced Send/Bus Outputs**



**EXPANSION BUS**  
Expansion Bus from 7600 channels

External Stereo Fader  
T=Top  
R=Wiper  
SH=INF (gnd)



1=Gnd  
2=T/B Logic  
3=DIM Logic  
4=Slate Logic  
5=N/C  
6=N/C  
7=N/C  
8=Audio GND  
9=T/B Pre Out