

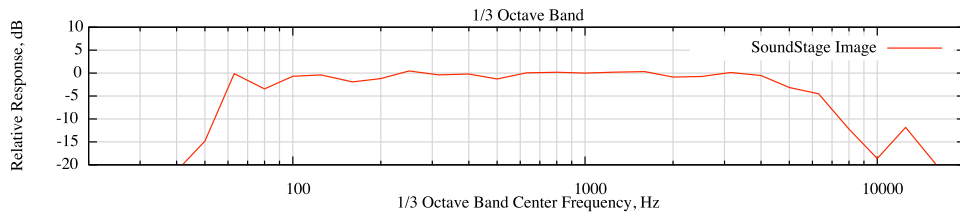
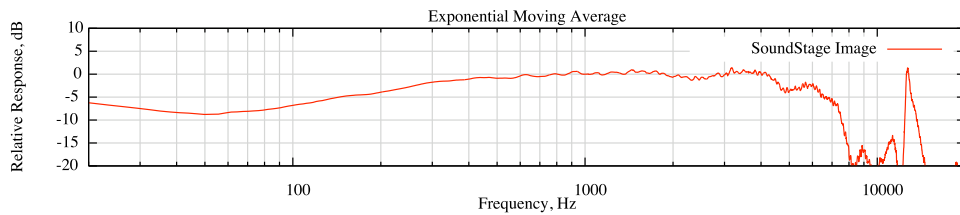
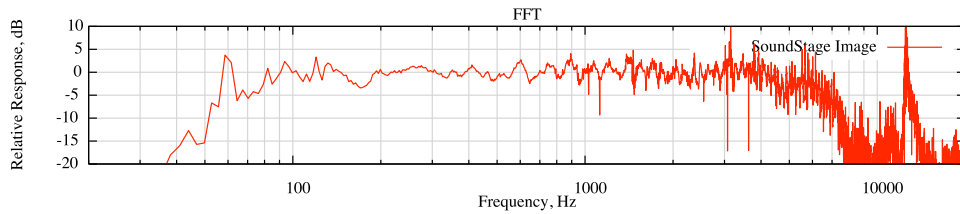


## Microphone Frequency Response Measurement Report

**Customer:** Soundwave Research Labs      **Address:** 72 Nickerson Road  
**Project No.:** J2004-160                              **Ashland MA 01721**

**Microphone Manufacturer:** Soundwave Research Labs      **Model Number:** SoundStage Image  
**Serial Number:** 0003    **Pre-Amp:** N/A

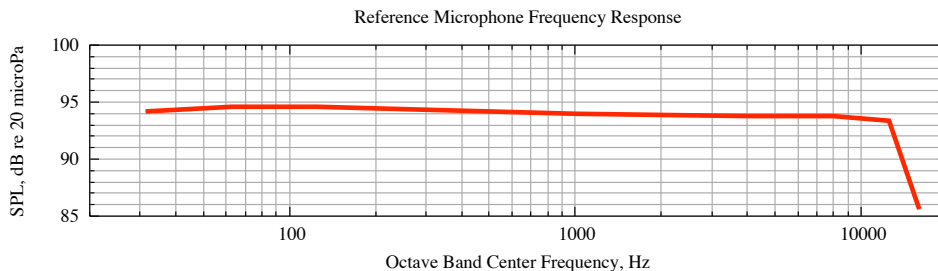
**Measurement Date:** April 19, 2005                      **Temperature:** 69°F/21°C  
**Engineer:** H. Singleton    **Humidity:** 30%



1/3 OB Results	
Freq.	Resp. (dB)
31.5	-24.90
40	-21.36
50	-14.83
63	-0.13
80	-3.45
100	-0.69
125	-0.40
160	-1.92
200	-1.19
250	0.46
315	-0.39
400	-0.21
500	-1.28
630	0.05
800	0.18
1000	0.00
1250	0.19
1600	0.33
2000	-0.87
2500	-0.74
3150	0.13
4000	-0.54
5000	-3.14
6300	-4.52
8000	-12.20
10000	-18.62
12500	-11.84
16000	-20.16
20000	-22.87

This frequency response measurement is not a NIST-traceable calibration.

### Reference Microphone



**Manufacturer:** TerraSonde      **Model Number:** SST-3      **Serial Number:** 3B662172      **Calibration Date:** May 28, 2003