INSTALLS IN 10 EASY STEPS

DIABLOSPORT POWERPUCK

1. Engine must be off and key removed from ignition.



2. Locate the Injection pump connector.

3. Remove pump connector by sliding the connector clip.

4. Identify male and female ends on the DiabloSport PowerPuck.



5. Connect the DiabloSport PowerPuck male cable end to the factory harness end.

6. Make sure that the interlock connector is open completely.

7. Connect the DiabloSport PowerPuck female cable end to the Diesel Injection pump.



8. Make sure that the interlock connector closes completely.

9. The PowerPuck will find its home on top of the fuse box cover. (this will allow for quick and easy access)

   Clean the top of the fuse box with the alcohol pad provided.

   Wait till the alcohol dissipates.



10. Carefully peel off the Velcro protective film and firmly affix the PowerPuck in place.

    Let it dry for 24 hours before removing Puck.





GET THE TUNABLE POWER

www.diablosport.com

DIABLO SPORT
THE POWER PEOPLE