

**PLEASE READ THESE
VERY IMPORTANT NOTES**

- 1.) Do not use on a dog if another dog is in the same kennel. Dogs love to chew on things and a chewed collar is not covered under warranty and is usually not repairable.
- 2.) We need to stress the fact that you install the battery as per instructions. Terminal end (snap end) first then push on the rear until it's seated in the compartment.
- 3.) Remember to use only DURACELL brand batteries. Any good alkaline battery will work, but we have molded this unit for Duracell battery dimensions. A longer battery will deform the contact pads. If you choose to use another brand, stay with the type you selected or one of equal length.

Transmitter- FCC ID OKDTX99


Receiver- Authorized under Declaration of Conformity. Device complies with Part 15 of FCC Rules. Operation is subject to the following two conditions. (1) This device may not cause harmful interference, and (2) this device must accept any interference received, including interference that may cause undesired operation.

WARRANTY

Lovett's Electronics warrants these units to be free of defects in materials and workmanship for a period of one year. Lovett's Electronics will promptly repair or replace, as it deems most suitable, any product which is defective in material or workmanship without charge for parts and labor provided the product is returned to :

*Lovett's Electronics
840 E. Pinckley St.
Brazil, Indiana 47834
(812) 446-1093*

All costs associated with the shipment of the product is the responsibility of the purchaser. Enclose \$8.00 for shipping and handling and a dated copy of receipt or cancelled check. This warranty does not cover defects caused by improper handling, maintenance or abnormal use, alterations or accidents.



MODEL BHB

INSTRUCTIONS & WARRANTY INFORMATION



A new approach in beeper design for those who dislike beepers or just need to hunt quietly. It is basically a point only beeper that transmits to the hunters hand held unit that the dog is on point or otherwise has been motionless for 8 seconds. There is still no sound emitting from the dogs collar but the hunter knows that the dog has pointed. If in either 30 or 90 seconds the dog isn't found, a loud low pitched hawk scream or a regular point beep will lead you to the dog.

BHB FEATURES


- * One quarter mile range.
- * 16 user selectable ID codes.
- * New rotary coin slot On/Off system can be turned on and off without turn on plugs or magnets.
- * Flashing power-on indicator lights.
- * Top mounted speaker.
- * Speaker wiring embedded in collar.
- * Programming instructions are printed on the bottom side of the cover plates of both units in case the instructions are lost.
- * Spare cover plate screws are included in the battery compartment of both units
- * Both units use readily available 9 volt Duracell batteries.

TESTING THE UNIT


Rotate the coin slot dial approximately 1/2 turn clockwise on each unit using a quarter or dime until the red LEDs flash. The units are now ready to use. We ship them programmed with a 30 second delay and a hawk scream point signal. Hold the dogs transmitter still with the speaker pointing upward (like it was on the dogs neck) for 8 seconds. You will then hear a beep emitting from the receiver. If you leave it still for 30 seconds a hawk scream will sound from the dogs transmitter. Shake the dogs unit up and down like a dog running and cycle starts over again. Turn the units off by rotating the dials back 1\ 2 turn counterclockwise or until the LEDs stop flashing.

PROGRAMMING THE UNIT

For battery replacement and access to the programming dip switch, remove the four bottom coverplate screws and remove the cover plate. Remove the battery by pulling on the nylon tape pull tab. The transmitter switch has 8 positions and the receiver has 4. Switches 1 thru 4 on both units can be any combination of OFF or ON but they must match. If you have a 2 dog unit, the transmitter and both receiver positions 1 thru 4 have to be the same. These are your 16 different ID codes. Switch 5 in the transmitter (dogs unit) adjusts the point beep delay of 30 or 90 seconds. Up is 30 seconds, down is 90 seconds. Switch 6 is not used. Switch 7 is hawk scream or regular beep point signal. Up is hawk scream and down is just a beep. Switch 8 allows you to totally defeat the point beep. Up is point beep on after the predetermined time, and down is no point beep at any time.



Rotate On/Off switch clockwise 1/2 turn for ON and then back 1/2 turn counter clockwise to turn OFF



Programming switch

Important Note!

When to replace the battery? The battery voltage is directly proportional to the volume of the beeper. If you notice a dramatic reduction in volume or loudness, replace the battery then. The batteries will last for about 100 hours. If you use a quality ALKALINE battery, a weekend hunter can go all season using the same battery. The Duracell battery was the brand chosen when the molds were designed, therefore they fit the best.