

Hound Heater™ Installation Instructions

Tools Required:

You will need a measuring device, drill, 1 1/8" wood bit, screw driver and six wood screws (not included)



Figure 1




Figure 2




Figure 3




Figure 4



Figure 5



Figure 6



Figure 7

Step 1 Tape the Hound Heater mounting template in any corner of the dog house. We suggest mounting it away from your entrance. Fig. #1

Step 2 Place the bit in the center of the template's black circle. Fig. #2

Step 3 Drill a hole all the way through the wall. Fig. #3

Step 4 Carefully feed the cord all the way through the previously drilled hole making sure the cord is not kinked. Fig #4

Step 5 Mount the Hound Heater in an up right position, using four sturdy wood screws. The "C" on "Caution Hot" is the top of the unit. Fig. #5

Step 6 Mount the Hound Heater Heat Shield about 2 inches above the top of the Hound Heater. The purpose of the shield is to deflect the rising heat and disperse it more efficiently in your pet's house. It will also protect the ceiling from getting too warm. Fig. # 6

Step 7 Set the thermostat to the desired temperature for your pet. Fig. #7

Step 8 Plug in the unit into a GFI outlet and you are done!!

- The Hound Heater Dog House furnace is powered by a special 150 watt heating element.

- When you set the thermostat, the unit will run at full power until the desired temperature is reached.

- Turning it to the maximum amount WILL NOT make it run any hotter.

Because all dog houses are different sizes, shapes, insulation values etc., reaching the desired temperature will vary greatly. It is **EXTREMELY** important that your house be insulated and preferably have a door/flap.

• WARRANTY •

If you should experience ANY PROBLEMS with your Hound Heater, please contact the Hound Heater Company directly. DO NOT contact your place of purchase. Contacting Hound Heater will greatly speed up your service. Please go to: www.houndheater.com and use the email contact on the site or simply use: mhill@izoom.net

Visit [Gun Dog Supply.com](http://GunDogSupply.com)
Order a Hound Heater Deluxe
See Other Akoma Products