

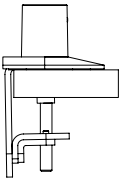
iLift™

Specifications

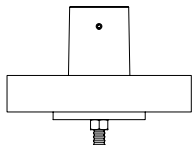


MOUNTING OPTIONS

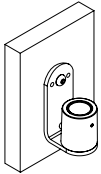
Desk
Clamp



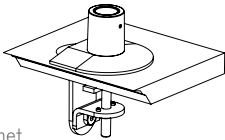
Thru-
Desk



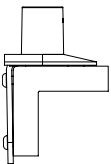
Wall
Mount



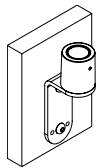
Grommet
Mount (hole greater than 2.5")



Side
Mount



Reverse
Wall
Mount



iLift™ MOTION CAPABILITIES

