



Stressing excellence

CASE cardiac assessment system for exercise testing





Our quiet treadmill takes all your patients in stride with a 60" walking surface that accommodates patients weighing up to 450 lbs. Its zero start feature slowly builds up speed for safe and smooth operation.

No one handles stress like we do.

The CASE® system advances its remarkable legacy of leadership, with powerful new analysis and diagnostic tools. Delivering productivity-enhancing applications that are easier to use, and new innovative networking alternatives. Leadership technology designed to help you make better clinical decisions and more confident diagnoses.

New advanced algorithms and analysis features expand your capabilities in assessing cardiac function during exercise. And help in predicting patient risk using GE's risk stratification tools. From multi-modality, high-throughput stress labs to small offices running less frequent exercise tests, the CASE system more than keeps pace with your workflow.

What's more, the CASE system can be easily configured for your information management challenges – from simple to sophisticated networking solutions.

The CASE system delivers exercise testing that's accurate. Convenient. Efficient.

In other words, stress free.

Physicians can remotely review and edit exercise test data away from the stress lab, as well as print, store and export the information.



Test

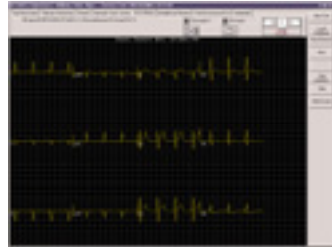


rec

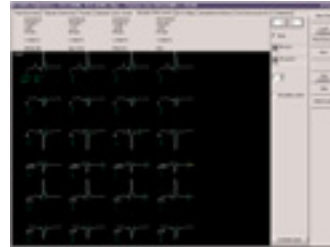
exercise



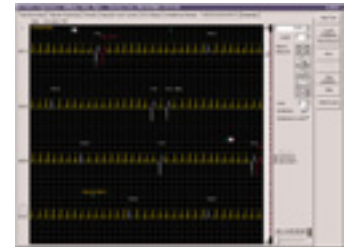
The CASE system is the only exercise testing system that uses GE's acclaimed Marquette 12SL interpretive ECG program for accurate pre-test and recovery 12-lead analysis.



Digital signal processing at the point of acquisition and innovative noise-handling algorithms ensure clear, well-defined ECG tracings, accurate data and better patient care – even in the high-noise stress environment.



The Marquette T-Wave Alternans analysis program (TWA) provides an additional tool for predicting sudden cardiac death.



Not only does the CASE system store full disclosure data, it also allows clinicians to create 12-lead ECGs and analyze arrhythmias during post-test review.

Give our algorithms a workout.

Our advanced assessment capabilities are built on GE's proven Marquette® measurement and analysis algorithms – respected throughout the industry for excellence in signal quality and data accuracy – consistently providing diagnostic ECGs of the highest quality and integrity. Using GE's patented finite residual filter, customers obtain the highest quality ECG without sacrificing waveform fidelity.

Powerful CASE system assessment tools range from our Marquette 12SL™ and 15-lead ECG analysis programs – tested and proven against clinically correlated databases – to full-disclosure, incremental updating. Not to mention, reliable risk predictors, such as T-wave alternans analysis and Duke Treadmill Scoring. The result: more efficient, more confident decisions about your patients' care.

And from the serial presentation of exercise ECGs, to 12-lead and 15-lead ECG report formatting, the CASE system makes it easy for you to interpret test results and create comprehensive reports.



Bidirectional communication with the MUSE® cardiology information system streamlines workflow in the hospital between the CASE system and the Hospital Information System (HIS).



A backlit keyboard, well-lit work surface and swiveling, full-size monitor make it easier than ever to manage patients in rooms darkened for stress echo studies.



The highly-scalable CASE system can be readily configured to the requirements of any size facility today – and lets you add more capabilities as your needs and applications evolve.



The CASE system seamlessly integrates with Centricity® Physician Office - EMR for improved workflow in the physician office.

Pick up the pace.

Streamlining workflow and accelerating productivity is a breeze with CASE systems.

Technological advances and ease-of-use features optimize efficiency throughout your department. A flexible open architecture – that includes XML, Microsoft® Word and PDF exporting – welcomes increasingly powerful capabilities. The CASE system also seamlessly integrates with your MUSE and physician office EMR systems.

What's more, networking alternatives help you get the most from your CASE system, with connectivity capabilities that maximize both its performance and your productivity.



Network multiple CASE systems together for more efficient data entry and sharing. View real-time stress data or review, edit, print and export stored data from a remote PC. The CASE system's networking options help you boost clinical productivity in your stress lab – and beyond.



©2005 General Electric Company – All rights reserved.

General Electric Company reserves the right to make changes in specifications and features shown herein, or discontinue the product described at any time without notice or obligation.

GE, GE Monogram, Marquette®, CASE®, Centricity®, 12SL™ and MUSE® are trademarks of General Electric Company.

Microsoft® is a trademark of Microsoft Corporation.

GE Medical Systems Information Technologies,
a General Electric company, going to market as GE Healthcare.

For more than 100 years, scientists and industry leaders have relied on General Electric for technology, services and productivity solutions. So no matter what challenges your healthcare system faces – you can always count on GE to help deliver the highest quality services and support.

For details, please contact your GE Healthcare representative today.

GE Healthcare
3000 North Grandview
Waukesha, WI 53188
U.S.A.

www.gehealthcare.com



imagination at work