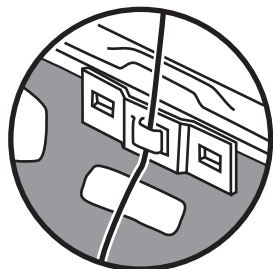


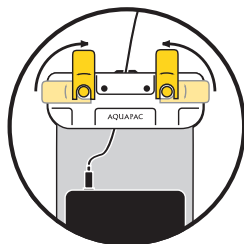
TAKING CARE OF YOUR AQUAPAC

Please take a minute to read about your new case and how to look after it

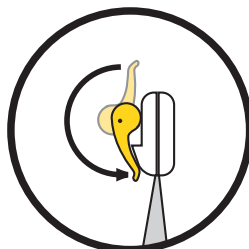
Your headset lead MUST be pushed into the retaining arm




Make sure the lead exits the Aquaclip in the groove to stop it getting pinched



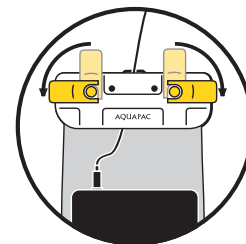
Twist levers in to close Aquaclip



Flip levers down to Lock Aquaclip



Flip levers up to unlock Aquaclip



Twist levers out to open Aquaclip

Important!

When the case is not being used, store it with the Aquaclip unlocked

The Aquaclip must be properly closed to work. Make sure there's nothing caught in the clip which might stop it sealing properly - including sand



The Bubble Test

Before using your Aquapac for the first time please check that it got to you in perfect condition. Seal something worthless inside and submerge in a basin. A few air bubbles may escape from the clip, this is ok, water can get into the clip without getting into the case. But if a stream of bubbles escapes when you squeeze it there may be a problem.

Contact Customer Care in London so we can arrange a replacement (T +44 (0)20 7738 4466)



Commonsense Caution

The case has to be intact if it is to maintain protection. The flexible material is made of special polymers which are very strong, but can still be punctured. Avoid sharp or abrasive objects. If stowing - for example in a boat or jetski compartment - do so carefully so it won't be damaged in rough seas. The case carries a 12-month guarantee against defects in materials or manufacture, but if you look after it carefully it'll last much longer.



Ongoing Care

Examine it before each use to make sure it's not visibly damaged - to be safe you should always do the Bubble Test. Before opening, always shake any water from the clip. Otherwise it could get into the case when you open it. Rinse with fresh water after regular contact with chlorinated or salt water, or sun creams.



In the Hot

Don't leave it out in the sun for any period of time. Although the case material has been UV-stabilised, which means that the plastic won't be discoloured or broken down by sunlight, the case won't protect anything in it from heat or sunlight.

If it's humid you may want to insert silica gel to absorb any condensation.



Not for Hot Baths!

Around +40°C/+100°F the plastic starts to soften. The case could therefore leak if submerged in a very hot bath



In the Cold

All Aquapacs are ok down to -25°C/-15°F, but the material may harden in freezing temperatures. One of the benefits of the Special Edition cases is that they're made of a material that's still totally flexible at -40°C/F.