

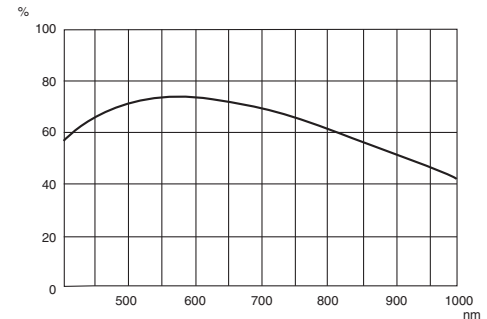
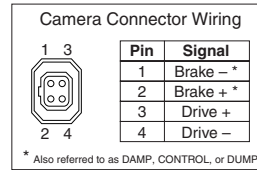
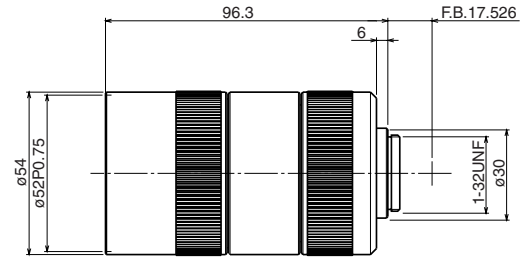
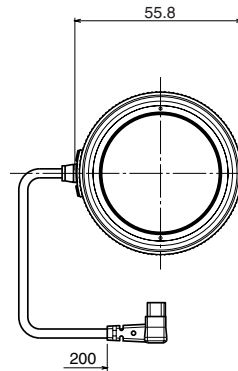
L880VDC4PIR

DAY NIGHT IR

8~80mm F1.6 – CS-Mount

Compatible with 1/2", 1/3", & 1/4" Cameras

Focal Length: 8~80mm
Max. Relative Aperture: 1:1.6
Iris: F1.6~Approx. F360
 With ND Spot Filter
Angular Field of View:
 1/2": 46.6° × 34.4° at 8mm
 4.7° × 3.6° at 80mm
 1/3": 35.0° × 25.7° at 8mm
 3.5° × 2.7° at 80mm
 1/4": 25.6° × 17.8° at 8mm
 2.6° × 1.9° at 80mm
Min. Object Distance (M.O.D.):
 0.1m @8mm (From Front Vertex)
 0.7m @80mm (From Front Vertex)
Optical Back Focal Distance: 17.01~21.42mm (In Air)
Operation: Zoom: Manual
 Focus: Manual
 Iris: IG (Auto-Close System)
Operation Voltage: Close to Open: Less than 3V
 Open to Close: More than 0.5V
Operation Temperature: -10 ~ +50°C (+14 ~ 122° F)
Filter Size: 52mm P0.75
Mount: CS-Mount
 (Adjustable Lens Position)
Size, approx. Weight: 55.8 × 54 × 96.3mm (w/h/d) 216g
 (Approx. 2.2 × 2.1 × 3.8in., 7.6oz.)



L885VDC4P

8.5~85mm F1.6 – CS-Mount

Compatible with 1/2", 1/3", & 1/4" Cameras

Focal Length: 8.5~85mm
Max. Relative Aperture: 1:1.6
Iris: F1.6~Approx. F360
 With ND Spot Filter
Angular Field of View:
 1/2": 41.3° × 31.5° at 8.5mm
 4.3° × 3.2° at 85mm
 1/3": 31.5° × 23.6° at 8.5mm
 3.2° × 2.4° at 85mm
 1/4": 23.9° × 18.0° at 8.5mm
 2.4° × 1.8° at 85mm
Min. Object Distance (M.O.D.): 1.2m (From Front Vertex)
Optical Back Focal Distance: 15.56mm (In Air)
Operation: Zoom: Manual
 Focus: Manual
 Iris: IG (Auto-Close System)
Operation Voltage: Close to Open: Less than 3V
 Open to Close: More than 0.5V
Operation Temperature: -10 ~ +50°C (+14 ~ 122° F)
Filter Size (Front Thread): 46mm P0.75
Mount: CS-Mount
 (Adjustable Lens Position)
Size, Approx. Weight: 53.5 × 61.3 × 107.5mm (w/h/d), 216g
 (Approx. 2.1 × 2.4 × 4.2in., 7.6oz.)

